

THE INTERNATIONAL ASSEMBLIES OF GOD

YOUTH MINISTRIES POLICY & RESOURCES

2017 EDITION



www.nymiag.co.za

International
Assemblies of God

TABLE OF CONTENTS

NYM Policy & Procedures	4
National Structure	9
District Structure	13
Zonal Structure	16
Local Structure	19
NYM Finances	28
How the National Youth Ministries (NYM) is supported	29
Expenditure Approval Request Form	30
NYM Resources	31
Selling Strategy	35
NYM Ministries Guide	36
Christ Ambassadors (CA)	38
Young Adults (YA)	39
Plant to Harvest (PTH)	40
Fine Arts & Music Festival	43
Youth Bible Quiz (YBQ)	44
The Journey	45
NYM Graphics	46
NYM District Quarterly Report Template	47
Appendix A- Youth Ministry Articles	49
Earn the Right to Be Heard	50
The Minister of Youth (Ministry Description)	51
Developing a Youth Ministry	53
Youth Meetings	54
Youth Ministry Basics	56
Principles of Delegation	57
Why Delegation Fails	57
Youth Ministry Hints	58
Discipling Youth	60
Preaching to Youth	64
Appendix B- Young Adult Ministry Articles	65
5 Ways to get YA to leave your church	66

Starting a YA ministry.....	67
Appendix C- Christ Ambassador Resources.....	75
What is a CA?	76
How to Implement in your Local Church.....	77
5 Friend Focus.....	78
5 Habits of a CA.....	79
Preparing Yourself for School Ministry.....	80
My Classroom – My Mission.....	82
Commissioning Service.....	83
CA Certificate.....	84
Prayer Strategies.....	85
Finding a Coach (Mentor)	88
How to Coach (Mentor) a CA.....	89
Appendix D- University Specific Resources.....	91
Why The Journey.....	92
Things to Consider when Registering with the University.....	93
Evangelism Survey.....	94
Budget Estimate and Year Plan (Example)	95
Motivational Letter (Example)	96
Journey Constitution (Example)	97
Campus Prayerwalking.....	112
Discovery Bible Study.....	115



NYM POLICY & PROCEDURES

PREAMBLE

THE VISION & MISSION OF THE NATIONAL YOUTH MINISTRIES

VISION...

Our vision is to see vibrant youth ministries throughout South Africa united together for the cause of Christ.

MISSION...

Our mission is to equip the church to Win, Build, and Send youth to fulfill the Great Commission.

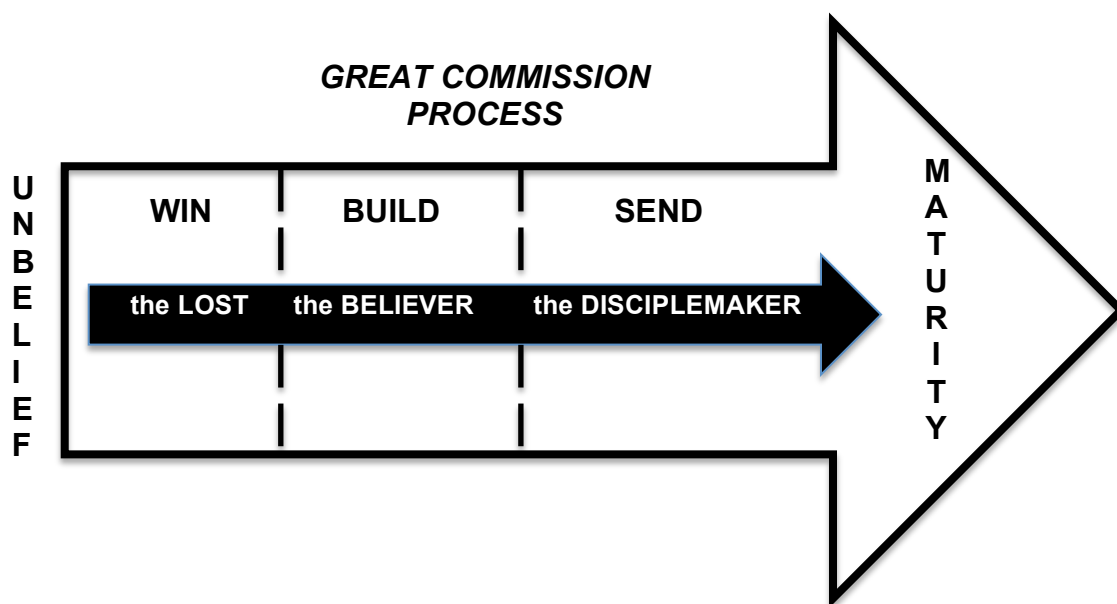
Win, Build & Send is the three-part CAUSE of the Lord Jesus Christ...it is disciple-making through the power of the Holy Spirit. When Jesus called the first disciples, he said, "Come, follow me, and I will make you fishers of men." (Mt. 4:19, NIV)

"[Come] follow me"- WIN, the call to be a follower of Jesus Christ

"I will make you"- BUILD, the call to become more like Jesus

"fishers of men" – SEND, the call to continue Jesus' mission

Jesus' words in the classic Great Commission passage (Mt. 28:19-20) reflect the same win, build and send call. Jesus' final words in Luke 24:49 and Acts 1:8 declare the empowerment for the call in the promise of the Holy Spirit.



PURPOSE AND FUNCTION OF NATIONAL YOUTH MINISTRIES

- To plan and promote Spiritual programs to save and conserve young people for the Kingdom of God.
- Promote a clear and deep understanding of the Gospel of Jesus Christ among young people.
- Encourage young people in the fulfillment of the Great Commission.
- Encourage young people to lead righteous lives as true disciples of Jesus Christ.
- Promote true and meaningful fellowship among young people at all levels: local, zonal, district, and national.
- Provide a platform for young people to develop and exercise their gifts and talents within the Christian context.
- To help young people understand the relevance and implications of the Gospel in their everyday lives within their communities.
- To create among the young people interest in and commitment to the activities of the church.

STRATEGY/ACTION PLANS

We equip the Church to CONNECT youth with

- God- key to an authentic faith
- Family- key to a lived-out faith
- Church- key to enduring faith
- Christ's cause- key to a meaningful and rewarding faith

We equip the Church to CONSTRUCT Biblical DISCIPLINES in students. Jesus taught that disciples love God first and love others as themselves (Mt. 22:37, 39). We teach five values of Jesus that characterize such love:

- Pray regularly (in the Spirit)
- Live the Word
- Tell the story
- Serve people
- Give generously

We equip the Church with ministries, resources, and events that CATALYZE the cause of Jesus Christ.

National Youth Ministries include:

- Christ Ambassadors (see page 38)
- Young Adults (see page 39)

WIN

- The Journey (see page 45)

BUILD

- Fine Arts & Music Festival (see page 43)
- Youth Bible Quiz (see page 44)

SEND

- Plant to Harvest (PTH) (see page 40)

Resources include:

- The Youth Leader's Training Manual
- The Purple Book
- One2One
- Reach4Life Bible
- 21st Century Discipleship Series
- Youth Evangelism Tract- "Sorted"
- "Go...Teach" Youth Bible Studies

Events include:

- National Youth Forum (every February)
 - All District Youth Committees & Directors
 - Includes National Youth Elections biannually
- Director's Forum (every April/May)
- National Youth Summit (2nd weekend of every July)
 - All Youth are invited to attend
 - (Fine Arts) Every District should bring their best "tools" to share with others in the area of drama, dance, worship, spoken word, poetry, art, etc.
- NYM Meeting (twice a year)
 - Every April/May to finalize the Summit plans
 - Every October/November to do a Strategic Year Plan for the next year
- PTH Missions Trip (every September)
- Districts
 - Annual Youth Camp
 - Fine Arts & Music Festival
 - Youth Leadership Trainings
- Zonal
 - Annual Rally (e.g. June 16th)
 - Young Adult Meetings
- Local churches
 - Weekly/monthly events
 - Discipleship for young people

To be developed:

- National Youth Bible Quiz Finals
- National Young Adult Retreat (every other year)

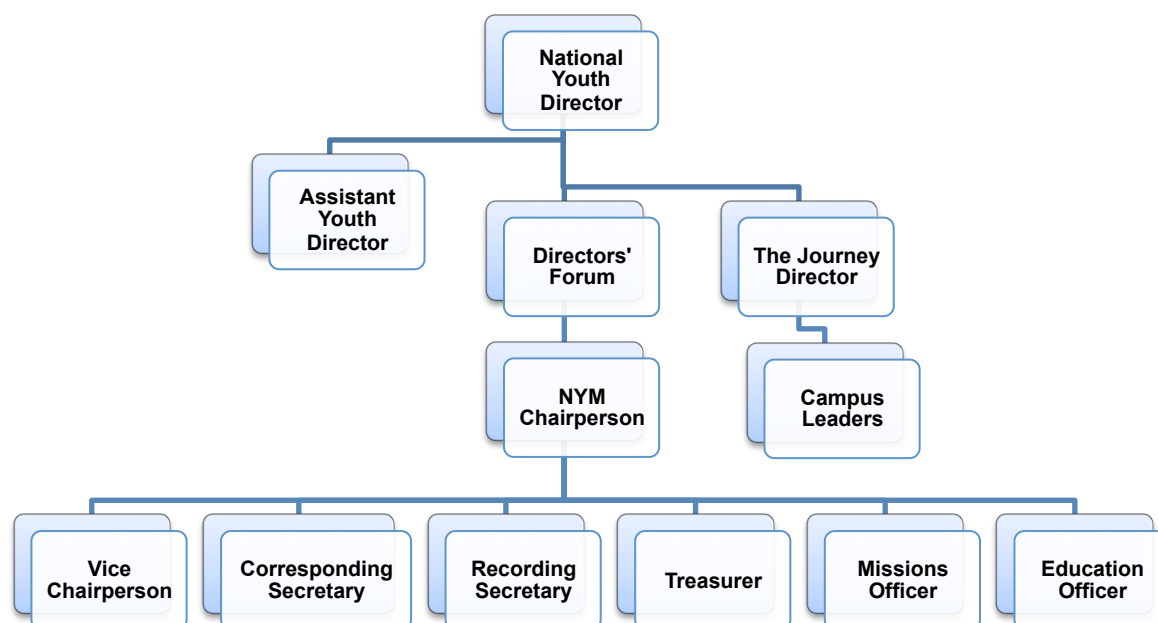
The Church's mandate to win, build, send in youth ministry is not just a call to leaders for students. It is just as much a call for "students in ministry" (2 Cor. 5:18-21). Youth ministry is just as much about what students do, as it is what others do for youth. Therefore, the ministries, resources and events of NYM equip leaders of youth as well as the youth themselves.

As IAG, we partner together to build healthy local churches who have healthy local youth ministries who WIN. BUILD. & SEND.

WHAT IS YOUR LOCAL CHURCH'S STRATEGY TO WIN. BUILD. SEND.?

- What are you doing at the secondary schools to Win, Build, & Send?
- What are you doing at the universities to Win, Build, & Send?
- What are you doing with young adults to Win, Build, & Send them?
- What are you doing with your local youth in the community to Win, Build, & Send them?

NATIONAL STRUCTURE



1. Duties

1.1 Functions of the National Youth Director:

- a) Oversee and ensure that activities in the department are running smoothly.
- b) Give pastoral *guidance and assistance*.
- c) She/he is involved with all National Youth Meetings and Events
- d) Shall communicate with the General Officers on behalf of NYM as needed
- e) Shall formally invite the guest speakers to NYM events.
- f) Shall be the Chairperson of the Director's Forum communicating the national vision to the NYM committee and district leaders.
- g) Present progress reports on the activities of the department to the General Presbytery (GP).

1.2 Functions of the Assistant Youth Director:

- a) Shall act as an extended hand of the director.
- b) Shall act as director in the absence of the director.
- c) Give pastoral guidance and assistance.
- d) Ensure adherence to the constitution of the church and youth policy.
- e) Shall assist with the elections or appointments of the National Youth Committee.
- f) Shall serve as the overseer in the allocated arms of the committee.

1.3 Functions of the Directors' Forum:

- a) Shall be made up of all IAG Districts' Youth Directors.
- b) Shall be led by the appointed National Youth Director.
- c) Shall appoint one of the directors to serve as the Forum's secretary.
 - He /She shall take minutes at the annual Directors' Forum and distribute the minutes to all youth directors.

- He /She shall assist the National Youth Director with confirming attendance of directors to the directors' forum, NYM meetings and national youth events.
- d) Oversee and ensure that activities in the department are running smoothly.
- e) Ensure that all District Directors are actively involved and developing healthy youth ministries in their districts.
- f) Give pastoral guidance and assistance to the NYM committee
- g) The National Youth Director and at least one other representative from the directors' forum are to attend all NYM meetings (twice a year).
- h) All Directors are requested to attend the NYM Forum and Summit to promote unity of vision among all districts of the IAG.
- i) Ensure the achievement of objectives set out in the church vision document.
- j) Ensure adherence to the constitution of the church and youth policy.
- k) Communicate and distribute information from the General Office (GO) to the department.
- l) They shall preside over the national youth elections and appointments
- m) Assist the National Youth Director in compiling the progress reports on the activities of the department to the General Presbytery (GP).

1.2 Functions of the Chairperson:

- a) Preside and supervise all departmental activities.
- b) Preside over all committee meetings.
- c) The co-signatory of the department's finances books.
- d) Designate the manner and timing of reports by the department and task teams.
- e) Present a bi-annual progress report to the department and the General Council (GC).
- f) He / She shall assist with organizing task teams when needed (e.g. Event Management).
- g) Ensure that every District has a functional and healthy youth department.

1.3 Functions of the Vice- Chairperson:

- a) Preside at national meetings in the absence of the chairperson.
- b) Perform any other duties allocated to him/her by the committee.
- c) He / She shall assist with organizing task teams when needed.
- d) Shall promote and assist with young adult ministry throughout districts.
 - i. Assist districts in being relevant to reach young adults (e.g. break out sessions at youth camps for youth and young adults)
 - ii. Help Districts coordinate with Zones to have Young Adult Meetings (possibly monthly) for YA's from smaller churches to feel more connected
 - iii. Encourage larger churches to implement their own Young Adult Ministries but not to neglect meeting as Zones with the smaller churches to encourage them.
 - iv. Co-ordinate a bi-annual IAG National Young Adult Retreat

1.4 Functions of the Recording Secretary:

- a) Be responsible for the safe keeping of the records of the committee.
- b) Record the minutes of all committee and general meetings.
- c) The co – signatory of the department financial books.
- d) Work hand in hand with the corresponding secretary to make sure that communication runs smoothly.

- e) Compile and present an annual report on the activities of the committee and other reports as requested by the Chairperson or NYM Directors Forum
- f) Shall organize and assist with the Research and Statistics Task Team.

1.5 Functions of the Correspondence Secretary:

- a) Oversee the circulation of notices and agendas of the committee meetings among members.
- b) Circulate all communication to the relevant structures in the department.
- c) Establish and maintain the communication channels in the department.
- d) Compliments the recording secretary.
- e) Shall organize and assist with the Communications & Promotions Task Team.

1.6 Functions of the Treasurer:

- a) Keep proper records of the finances of the department.
- b) Prepare and present a financial report in every committee meeting.
- c) Prepare and present an annual financial report to the committee and the council.
- d) Disburse all finances as authorized by the committee.
- e) Keep all PTH funds separate from NYM funds.
 - Keep proper records of those individuals/churches/districts who gave to PTH.
 - Inform the mission officer of PTH funds available for projects.
 - Inform the mission officer of which donors gave to PTH so proper award certificates can be given at the annual Youth Summit.
- f) The co- signatory of the department's finances books.
- g) Shall organize and assist with the Finance & Fundraising Task Team.

1.7 Functions of the Missions Officer:

- a) Promote mission work throughout the department.
- b) Prepare annual missions plans for the department.
- c) Prepare and present an annual missions report to the committee.
- d) Raise funds for missions work through Plant to Harvest (PTH).
- e) Organize and assist the PTH Task Team.
- f) Shall co-supervise the Social Services task team.

1.8 Functions of the Education Officer:

- a) Plan and coordinate workshops to empower members on:
 - Financial Management
 - NYM Policy & Resources
 - Leadership skills
 - Evangelism and missions trainings
 - HIV/AIDS awareness & Purity Talks
 - Social skills development
 - Christian Counseling
 - And all the educational needs that may arise from time to time in relation to the vision of the church.
- b) Shall Train Trainers of youth ministry in every district.
- c) Shall prepare and present an educational strategic plan for the department in consultation with the Education & Resource Task Team.
- d) Organize and assist the Education & Resource Task Team.

- Shall obtain, revise, or create appropriate resources for youth ministry.
 - Shall organize, print, buy, distribute, and sell resources for youth ministry with the treasurer.
- e) Shall co-supervise the Social Services task team.

1.9 Functions of The Journey Director

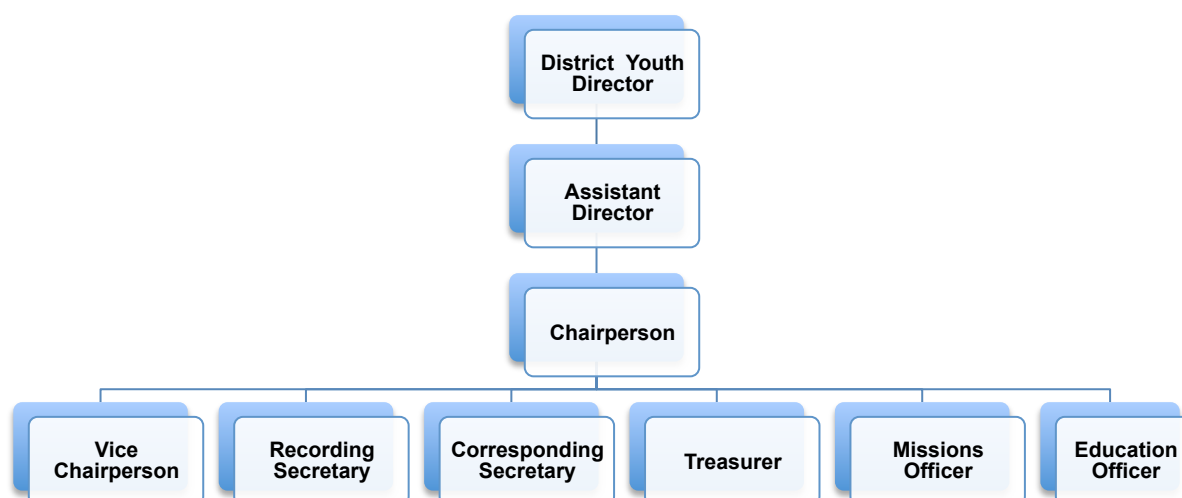
- a) Shall be a member of the Directors' Forum
- b) Shall promote The Journey throughout the IAG
- c) Shall train and equip leaders and students in university ministry
- d) Provide encouragement and direction to existing Journey structures
- e) Assist local leaders in the pioneering of The Journey on new campuses
- f) Develop resources and inform The Journey campus leaders of Bible studies and material they can use with students
- g) Co-ordinate any national leadership trainings or student conferences

2.0 Functions of Campus Leaders*

- a) Provide opportunities for students to Belong. Believe. Become. (e.g. Opportunities to worship, pray, fellowship, be disciplemakers, and be a witness)
- b) Coordinate the ministries of The Journey on campus (e.g. evangelism, worship, prayer walks, missions, small groups/cell groups, etc.)
- c) Facilitate weekly meetings on the university campus
- d) Coordinate and partner with local IAG churches, as the Journey is an extension of the local church—not a church in itself.
- e) Create visibility on campus (e.g. set up info table at Academic openings)
- f) Understand the university culture and the needs of the students
- g) Develop a relationship with university administration showing respect to authority and guidelines (e.g. register as a spiritual structure with the campus, provide reports, have student leaders attend meetings, etc.)
- h) Pastor the unfaithful, disciple the faithful, mentor the leaders
- i) Invest most of time with student leaders. Allow leaders to disciple other students.
- j) Diversify student leader opportunities (e.g. Give announcements, lead a Bible Study, lead in worship, communicate on social media, etc.)
- k) Teach balanced diet from the Bible with relevant topics
- l) Keep vision growing by including students in strategic planning process and evaluation.

**Please note that Campus Leaders are included in the National Structure now because The Journey is not yet big enough to have district leaders. We are still trying to train campus leaders—which are local. When the Journey grows, it is recommended to revise this policy to include district or regional Journey directors who will assist the Campus Leaders at local level. The Journey is not just “National”—the local church, the zone, and the district all make up national and all need to support this ministry for it to become a movement. “Titles” and positions will come later as it grows but for now let’s run with the passion and calling to get there.*

DISTRICT STRUCTURE



2. Duties

2.1 Functions of the Director:

- Oversee and ensure that activities in the department are running smoothly.
- Give pastoral *guidance and assistance*.
- Ensure the achievement of the objectives set out in the church vision document.
- Ensure adherence to the constitution of the church and youth policy.
- Communicate & distribute information from the District Office (DO) to the department.
- He / She shall preside over the district youth elections or appointments.
- He / She will be a member of the Director's Forum communicating the national vision to the district.
- He / She shall attend the Directors' Forum meeting, NYM Leadership Forum & Summit to promote unity of vision among all districts of IAG.
- Present progress reports on the activities of the department to the District Presbytery (DP).

2.2 Functions of the Assistant Director:

- Act as an extended hand of the director.
- Act as directors in the absence of the director.
- Give pastoral guidance and assistance.
- Ensure adherence to the constitution of the church and youth policy.
- They shall assist with the elections or appointments.
- They shall serve as the overseers in the allocated arms of the committees.

2.3 Functions of the Chairperson:

- Preside and supervise all departmental activities.
- Preside over all committee meetings.
- The co-signatory of the department's financial books.

- d) Designate the manner and timing of reports by the department, substructures, and task teams.
- e) Present a *bi-annual progress report to the department*.
- f) Ensure that every Zone has a functional department.
- g) He / She shall assist with organizing task teams when needed (e.g. Event Management).

2.4 Functions of the Vice Chairperson:

- a) Preside at the district meetings in the absence of the chairperson.
- b) Perform any other duties allocated to him/her by the committee.
- c) He / She shall assist with organizing task teams when needed.
- d) Promote and assist with young adult ministry at district level.
 - i. Co-ordinate break out sessions at youth camps for youth and young adults
 - ii. Assist Zonal leaders with organizing Young Adult Meetings (possibly monthly) for YA's from smaller churches to feel more connected
 - iii. Encourage larger churches to implement their own Young Adult Ministries but not to neglect meeting as Zones with the smaller churches to encourage them.

2.5 Functions of the Recording Secretary:

- a) Be responsible for the safe keeping of the records of the committee.
- b) Record the minutes of all committee and general meetings.
- c) The co – signatory of the departmental financial books.
- d) Work hand in hand with the corresponding secretary.
- e) Perform any duties as may be directed by the NYM with respect to the DYM Director.
- f) Compile and present an annual report on the activities of the committee.
- g) Compile a quarterly summary report and submit to the NYM Recording Secretary
- h) Shall organize and assist with the Districts' Research and Statistics Task Team

2.6 Functions of the Correspondence Secretary:

- a) Oversee the circulation of notices and agendas of the committee meetings amongst members.
- b) Circulate all communication to the relevant structures in the department.
- c) Establish and maintain the communication channels in the department.
- d) Compliments the recording secretary.
- e) Shall organize and assist with the District Communications and Promotions Task Team.

2.7 Functions of the Treasurer:

- a) Keep proper records of the finances of the department.
- b) Prepare and present a financial report in every committee meeting.
- c) Prepare and present an annual financial report to the committee and the council.
- d) Disburse all finances as authorized by the committee.
- e) The co- signatory of the department's finances books.
- f) Support NYM with R1000 annually & 10% tithe (due at Youth Summit)
- g) Send all PTH funds to PTH account and the giving records to NYM treasurer.
- h) Shall organize and assist the District Finance and Fundraising Task Team.

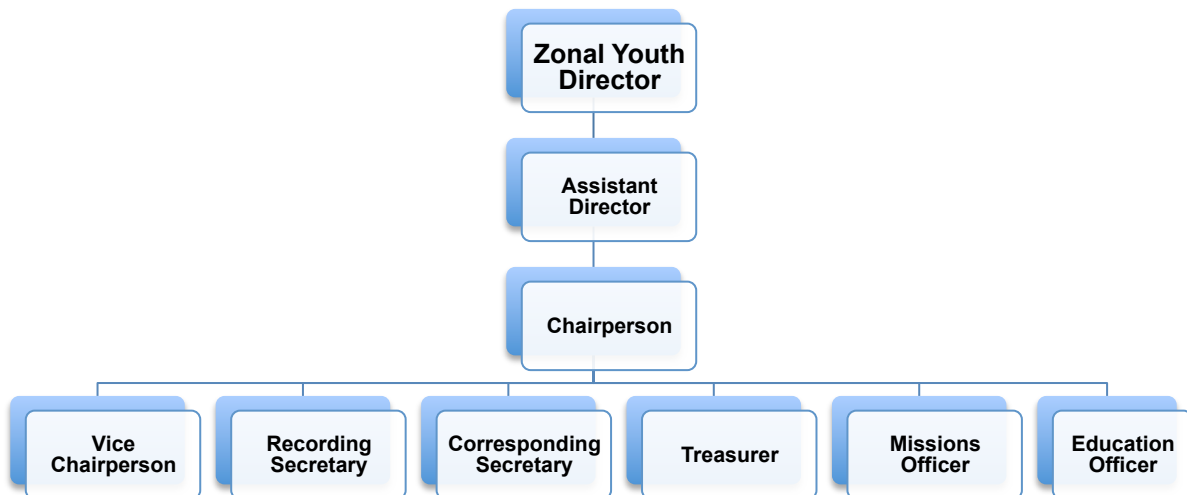
2.8 Functions of the Missions Officer:

- h) Promote mission work throughout the department (including The Journey).
- i) Prepare annual missions strategies for the department.
- j) Prepare and present annual missions report to the committee.
- k) Raise funds for missions and Plant to Harvest (PTH).
- l) Promote and attend the annual PTH mission trip.
- m) Shall assist with the District PTH task team.
- n) Shall work with the education officer on the Social Services Task Team.

2.9 Functions of the Education Officer:

- a) Plan and coordinate workshops to empower members on:
 - Leadership skills & making disciples
 - Evangelism and mission trainings
 - HIV/AIDS and Purity Talks
 - And all the educational needs that may arise from time to time in relation to the vision of the church.
- b) Co-ordinate the District Youth Bible Quiz Competition.
- b) Shall monitor all the educational activities in the zone(s).
- c) Shall promote discipleship material from NYM to be used in the local churches.
- d) Shall participate in "Train the Trainer." Become a qualified trainer and then train their district youth leaders in youth ministry.
- e) Shall work with the mission officer on Social Services Task Team.

ZONAL STRUCTURE



3. Duties

3.1 Functions of the Director:

- a) Oversee and ensure that activities in the department are running smoothly.
- b) Give pastoral guidance and assistance.
- c) Ensure the achievement of the objectives set out in the church vision document.
- d) Ensure adherence to the constitution of the church and the youth policy.
- e) Communicate and distribute information from the District Office (DO) to the department.
- f) He / She shall preside over the elections or appointments.
- g) Present progress reports on the activities of the department to the District Director.

3.2 Functions of the Assistant Director:

- a) Act as an extended hand of the director.
- b) Act as directors in the absence of the director.
- c) Give pastoral guidance and assistance.
- e) Ensure adherence to the constitution of the church and the youth policy.
- f) They shall assist with the elections or appointments.
- g) They shall serve as the overseers in the allocated arm of the committees.

3.3 Functions of the Chairperson:

- a) Preside and supervise all departmental activities.
- b) Preside over all committee meetings.
- c) The co-signatory of the department's finances books.
- d) Designate the manner and timing of reports by the department and substructures.
- e) Present an annual progress report to the department and the district.
- f) Ensure that each assembly has a functional department.
- g) He / She shall assist with organizing task teams when needed.
- h) Shall organize and assist the Event Management Task Team with the events in the zonal department (e.g. PTH Zonal Youth Rally)

3.4 Functions of the Vice - Chairperson:

- a) Preside at the zonal meetings in the absence of the chairperson.
- b) Perform any other duties allocated to him/her by the committee.
- c) Promote and assist with young adult ministry at district level.
 - i. Organize Zonal Young Adult Meetings (possibly monthly) for YA's from smaller churches to feel more connected
 - ii. Encourage larger churches to implement their own Young Adult Ministries but not to neglect meeting as Zones with the smaller churches to encourage them.

3.5 Functions of the Recording Secretary:

- b) Be responsible for the safe keeping of the records of the committee.
- c) Record the minutes of all committee and general meetings.
- d) The co – signatory of the department's finances books.
- e) Work hand in hand with the corresponding secretary to make sure that communication runs smoothly.
- f) Compile and present an annual report on the activities of the committee and other reports as requested by the Chairperson or Director.
- g) Shall organize and assist with a Zonal Research & Statistics Task Team.

3.6 Functions of the Correspondence Secretary:

- a) Oversee the circulation of notices and agendas of the committee meetings among members.
- b) Circulate all communication to the relevant structures in the department.
- c) Ensure the adherence of the communication channels in the district.
- d) Complements the recording secretary.
- e) Shall organize and assist with a Zonal Communications & Promotions Task Team.

3.7 Functions of the Treasurer:

- a) Keep proper records of the finances of the department.
- b) Prepare and present a financial report in every committee meeting.
- c) Prepare and present an annual financial report to the committee, zone and district.
- d) Disburse all finances as authorized by the committee.
- e) The co- signatory of the department's finances books.
- f) Shall organize and assist with a Zonal Finance & Fundraising Task Team.

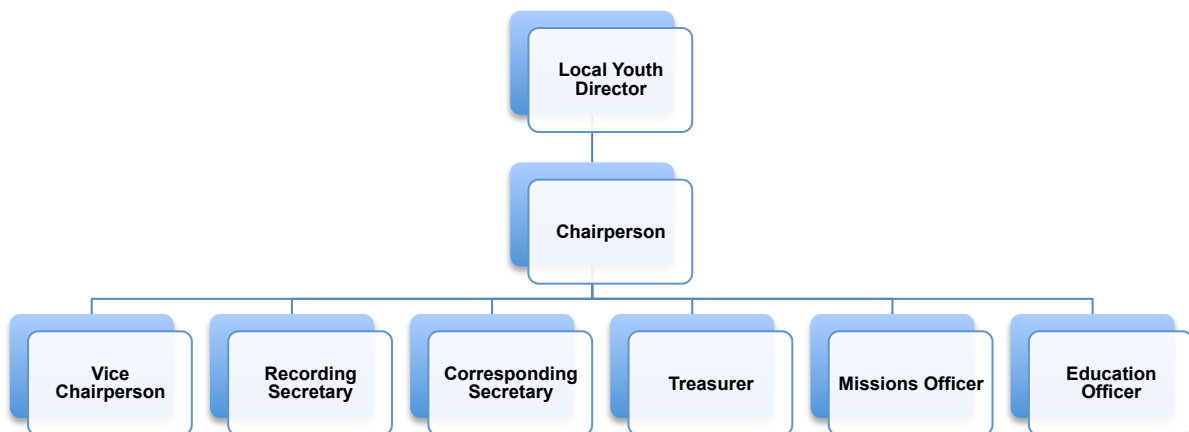
3.8 Functions of the Missions Officer:

- a) Promote mission work throughout the zone in the department.
- b) Prepare and present annual missions report to the District Committee.
- c) Shall promote giving of time and resources to missions and Plant to Harvest (PTH) in local churches.
- d) Attend and promote the annual PTH missions trip.
- e) Shall organize and assist with a Zonal PTH Task Team.

3.9 Functions of the Education Officer:

- a) Plan and coordinate workshops to empower members on:
 - Leadership skills & making disciples
 - Evangelism and mission trainings
 - HIV/AIDS and Purity Talks
 - And all the educational needs that may arise from time to time in relation to the vision of the church.
- c) Co-ordinate Zonal Youth Bible Quiz Competitions.
- d) Shall participate in “Train the Trainer.” Become a qualified trainer and then train the zonal youth leaders in youth ministry.
- e) Shall ensure that the district educational plan is put into action in the zone.
- f) Help local churches know what resources are available for discipleship from national office.

LOCAL STRUCTURE



4. Duties

4.1 Functions of the Director:

- a) Oversee and ensure that activities in the department are running smoothly.
- b) Give spiritual guidance and assistance.
- c) Ensure the achievement of objectives set out in the church vision document.
- d) Ensure adherence to the constitution of the church.
- e) Communicate & distribute information from the external and internal structures.
- f) He/ She shall preside over the elections or appointments.
- g) He/ She shall determine whether to have one youth committee work with both youth and young adults or create two committees. One committee overseeing the youth and the other coordinating young adults.
- h) Present progress reports on the activities of the department to the board of deacons.

4.2 Functions of the Chairperson:

- a) Preside and supervise all youth activities.
- b) Preside over all committee meetings.
- c) Present an annual progress report to the department, Pastor and the board of deacons and to the district.
- d) Shall organize and assist with task teams when needed (e.g. Event Management for Gala Dinners, Outreaches, All Night Prayers, etc.).

4.3 Functions of the Vice- Chairperson:

- a) Preside at local meetings in the absence of the chairperson.
- b) Perform any other duties allocated to him/her by the committee.
- c) Co-ordinate and promote ministry to youth and young adults.
- d) Assist with organizing task teams for specific needs of the committee
- e) Co-supervise all youth events within the assembly.

4.4 Functions of the Recording Secretary:

- a) Be responsible for the safe keeping of the records of the committee.
- b) Record minutes of all committee meetings.
- c) Keep record of all contact information of youth and young adults, especially first time visitors to the youth ministry.
- d) Complements the correspondence secretary.
- e) Compile and present an annual report on the activities of the committee.
- f) Give statistics to zonal and district leaders when asked for reporting purposes to NYM.

4.5 Functions of the Correspondence Secretary:

- a) Oversee the circulation of notices and agendas of the committee meetings amongst members.
- b) Circulate all communication to the relevant structures from the district department and national department.
- c) Ensure the adherence of the communication channels in the district.
- d) Follow-up with new visitors to the youth ministry.
- e) Complements the recording secretary.

4.6 Functions of the Treasurer:

- a) Keep proper records of the finances of the department.
- b) Prepare and present a financial report in every committee meeting.
- c) Prepare and present an annual financial report to the committee and church board.
- d) Plan teachings on tithing, budgeting, and sacrificial giving.
- e) Help raise funds for the youth ministry and Plant to Harvest (PTH)

4.7 Functions of the Missions Officer:

- a) Promote mission work in the local assembly.
- b) Raise funds for missions and Plant to Harvest (PTH)
- c) Participate and invite youth members to attend the annual PTH mission trip.
- d) Encourage youth to participate in ministry at the secondary schools and universities (i.e. The Journey).
- e) Coordinate a commissioning service for “Christ Ambassadors” at the beginning of each new school year.
- f) Prepare and present annual missions report to the committee.

4.8 Functions of the Education Officer:

- a) Plan and coordinate workshops to empower members on:
 - Leadership skills & making disciples
 - Evangelism Training
 - HIV/AIDS and Purity Talks
 - And all the educational needs that may arise from time to time in relation to the vision of the church.
- g) Co-ordinate Youth Bible Quiz Competitions.
- h) Organize small group Bible Studies led by students.

5. Task Team Functions

5.1. Task Team Appointments

- 5.1.1 Teams are appointed based on their talents, qualifications, passion for youth ministry, and the type of task to be completed.
- 5.1.2 Members of task teams should be in good standing with their local church.
- 5.1.3 Each task team will be led by the appropriate national, district, zonal, or local youth leader.
- 5.1.4 Task teams are not limited to those stated here but may also be developed based on the given need.

5.2 Functions of the Event Management Task Team

- 5.2.1 The purpose of Event Management Task Team is to coordinate and manage the various the events.
- 5.2.2 National-Co-ordinate the National Youth Forum & Youth Summit
- 5.2.3 District/Zonal-Organize the Annual Camp, PTH Rally, and Fine Arts Festival
- 5.2.4 Local- Co-ordinate special events at the local church level

5.3 Functions of Research & Statistics Task Team

- 5.3.1 Zonal-Obtain statistics for all Local Assemblies in your Zone
 - How many youth are attending local churches?
 - How many local assemblies have vibrant youth ministries?
 - How many youth were born again last year in the local church?
 - What percentage of youth that attend are Baptised in the Holy Spirit?
- 5.3.2 District-Obtain statistics from all Zones
 - How many youth are attending Zonal Rallies?
 - How many youth attended the District Camp?
 - How many youth were saved at camp? Baptised in the Holy Spirit? Called into the ministry? Healed?
- 5.3.3 National-Obtain statistics from all Districts
 - How many youth are attending IAG churches in South Africa?
 - How many churches have functioning youth ministries?
- 5.3.4 All levels (Zonal, District, & National) must research areas of need
 - What kind of training is needed?
 - Which Districts or Local Assemblies need special assistance?
 - Any other research and statistics that may apply

5.4 Functions of Communications & Promotions Task Team

- 5.4.1 Plan ways to promote events at your departmental level (National, District, Zonal)
- 5.4.2 Communicate all information to the next structural level through various means (e.g. sms, letter, fax, email, phone call, Facebook, house visit, etc). Confirm that the communication has been received and understood.

- 5.4.3 Due to modern technology communication may be passed down to all levels at the same time ensuring that everyone receives the information (e.g. through email and social media).
- 5.4.4 Design promotional material to be sent to the next level (Districts, Zones, Local Assemblies)
 - National Youth Leadership Summit Poster & Registration forms sent to Districts
 - District Camp Poster & Registration forms for Zones to distribute to Assemblies
 - Zonal Rally's Letter of Invitation to be distributed to Local Assemblies
 - Any other promotional needs that may arise for the department
- 5.4.5 Website/Facebook/Blogs
 - Design the look and content
 - Keep it updated with current events & news
 - Create appropriate discussions for youth to be involved in online
 - Inform the youth of its availability for them to use

5.5 Functions of Finance & Fundraising Task Team

- 5.5.1 National & District-Provide financial training to other treasures to ensure the proper records are kept
- 5.5.2 Brainstorm fundraising ideas with action plans and implementation
- 5.5.3 Organize fundraisers for the department
- 5.5.4 Organize the designing and or purchasing of needed materials to sale
- 5.5.5 Organize trainings on Finance (Tithing, Sacrificial Giving, & Budgets)

5.6 Functions of the PTH Task Team

- 5.6.1 Organize Fundraisers for Plant to Harvest (PTH) and co-ordinate faith promise commitment challenges and follow-up
- 5.6.2 National-Determine the missions projects for Plant to Harvest (e.g. Bible Schools, IAG missionary needs, District Missions Projects, etc.)
 - Review possible PTH projects that have been submitted by districts, IAG missionaries, etc.
 - National PTH projects should be approved by the IAG General Office
- 5.6.3 Plan annual missions trips for youth (National & Districts)
- 5.6.4 Plan local youth outreaches (Zonal & Local)
- 5.6.5 Develop missions minded ministries for youth (eg. After-School Programs, Community Clean-Up)

5.7 Functions of Education & Resource Task Team

- 5.7.1 Research & Obtain Resources for Youth Ministry
- 5.7.2 Revise & Create Youth Ministry Resources
- 5.7.3 Create the Youth Bible Quiz material and organize competitions
- 5.7.4 Develop Workshops and Trainings for each departmental level
 - Leadership Seminars
 - Evangelism Workshops
 - Discipleship Workshops

5.7.5 Train Trainers in youth ministry

5.8 Functions of the Social Services Task Team

- 5.8.1 The purpose of Social Services is to compassionately seek ways to assist youth who are in need due to unemployment, HIV/AIDS, poverty, addictions, pregnancy, etc.
- 5.8.2 National--Develop resources for youth that assist with social issues while leading them to Jesus (e.g. alcohol abuse, homosexuality, sex outside of marriage, unwanted pregnancy, HIV/AIDS)
- 5.8.3 Districts--Lead Social, Health, & Wellness Trainings & Talks (e.g. God's plan for Sex, How to help those with Addictions like Drugs & Alcohol, Pornography)
- 5.8.4 Local—Identify the area of need for the youth of the community. Find a way to be a blessing. Co-ordinate practical ways to reach the local community with the love of Jesus by meeting their social needs (e.g. after school programs, medical outreach events, counseling, support groups for those dealing with addictions, job fairs, etc.)

6. Financial Policy

- 6.1 The department is a non-profit making organization.
- 6.2 The department shall generate its own funds within and outside the department as seen appropriate.
- 6.3 The department shall open its account with a registered financial institution on National, District, Zonal, & Local levels as needed.
- 6.4 The Chairperson, Recording Secretary and the Treasurer shall be the signatories of the account.
- 6.5 The members of the committee shall be reimbursed for cost incurred in the departmental work.
 - 6.5.1. Except NYM committee members are to pay for their own registration and transport to an NYM event (Forum, Summit, & Mission trip).
 - a) Leaders must lead by example also in areas of finance.
 - b) If one always gets a free ride, will they want to leave the office? Or will they ever attend events after they are out of the office?
 - c) This also helps keep the cost and venue in perspective of what others can afford.
 - 6.5.2. All travel expenses for attending an NYM meeting (twice a year) will be reimbursed.
 - 6.5.3. All costs for traveling to other districts to assist with trainings or meetings should be financed by that district.
 - 6.5.4 District Youth Directors shall be reimbursed from the district based on district policy.
- 6.6 The requisition form shall be signed by committee members for any amount in excess of R1000 or permission must be given by email with all committee members carbon copied (see page 29)

- 6.7 All funds collected from members shall be given to the treasurer for deposit within 48 hrs of receipt.
- 6.8 All PTH funds are to be kept separate from the NYM finances. 5% of PTH funds received are allowed to be used for PTH awards and certificates. A 10% tithe of PTH funds will be given to the IAG General Missions Fund.
- 6.9 The National Youth Department will tithe 10% of NYM income to the National IAG Head Office.

7. Conditions of appointment

7.1 Committee

- 7.1.1 All nominees must have been a member in good standing in IAG for a minimum of two years.
- 7.1.2 A member of the department holds office for a period of his/her term of office.
- 7.1.3 A member or replacement member of the department must vacate his/her office if:
 - a) A Pastor at any time terminates such term of office for good reason.
 - b) He / she can no longer perform his or her duties on the Executive Committee, due to health conditions or any other reason.
 - c) He or she is excommunicated from the local church.
 - d) He or She is absent for more than two consecutive meetings of the department without a valid reason to the chairperson or secretary (e.g. sickness, funeral of an immediate family member, or work).
 - e) He or she resigns by way of written notice to the chairperson.
- 7.1.4 The condition of appointment shall be applicable at all levels.
- 7.1.5 Leadership in Youth Ministry is a calling. Therefore, there will be no discrimination based on marital status, gender, age or race.
- 7.1.6 In case of 7.1.3 a co-option shall be done from the director(s).
- 7.1.7 Office bearers are recommended to not take more than one executive portfolio at a time, which includes National, District, and Zonal levels.
 - a) Once elected to a new platform, an exit strategy should be developed to train someone else in his or her former position.
 - b) A one-year transition period is suggested to train another leader in his or her former role.
 - c) Holding too many positions will create stress and less productivity on all levels.

7.2 Directors and Assistant Directors

- 7.2.1 Shall be a member of the IAG in good standing with experience in youth ministry
- 7.2.2 Must have a passion for young people and be young at heart
- 7.2.3 Shall NOT be a member of the General or District Executive Committee in order to focus on and be devoted to the youth.
- 7.2.4 Appointments and recommendations:
 - a) The National Youth Director is appointed by the IAG General President with recommendation from the Directors' Forum
 - b) The National Assistant Director is appointed by the Directors' Forum with recommendation from the National Youth Director and NYM Committee.

- c) The Journey Director is appointed by the General President with recommendations from the National Youth Director and Directors' Forum.
- d) The District Youth Directors are appointed by the District Officers with recommendations from the District Youth Committee.
- e) The District Assistant Directors are appointed by the District Officers with recommendations from the District Youth Director and the District Youth Committee.
- f) The Zonal Youth Directors are appointed by a zonal pastors' forum or committee with recommendation from the zonal youth committee.
- g) The Local Youth Director shall be the pastor or be appointed by the pastor or board with recommendation for the local youth committee.

7.3. The Journey Campus leaders

- 7.3.1 Shall be a good standing member of the IAG with a passion for university ministry
- 7.3.2 Campus leaders are appointed or rather the "calling confirmed" by the Journey Director who will determine their affiliation with The Journey.

8. Elections

Since youth elections tend to be a popularity contest or are limited with those who happen to attend the meeting on the given day, many of the youth elected tend to not be "called" to their role. Some even leave the area due to work or school and become unavailable to assist with the youth ministry. Due to this, the way we elect youth leaders must change.

8.1 Nominees

- 8.1.1 The nominees will consist of the names of the existing committee members plus three names from the structures below (E.g. District for National, Zone for District and Local for Zone) and/or three additional names who have been recommended from the Directors Forum at National Level or District Executives—by recommendation of the District Youth Director at District Level.
- 8.1.2 A nominee must be a person who has experience in serving in the structure in question, the structure below, or at minimal at their local church in youth ministry.
- 8.1.3 All nominees shall have a letter of good standing from the local pastor which has been submitted at least one week prior to the election. This allows the leadership to review the delegates before the election takes place. The due date for these letters must be properly communicated in advance of the elections.

8.2 Voting

- 8.2.1 Voting shall begin by submitting the nominations of candidates and their credentials.
- 8.2.2 Voting shall be by a secret ballot and no voting by proxy shall be allowed.
- 8.2.3 During elections a vote shall be realized through a two-thirds majority.

- 8.2.4 If after the third ballot there are no elections, the two candidates receiving the highest number of vote, shall be voted upon and the election shall be declared to the candidates with the highest number of votes.
- 8.3 Elections shall be conducted by Director(s) and/or Assistant Director(s).
- 8.4 Each delegate's qualifications shall be presented prior to the elections (e.g. Accounting skills for treasurer and history with youth ministry)
- 8.5 After the elections, new members may feel better qualified to serve in a different position based on their giftings and talents. The directors and committee may revise the roles each member was assigned based on the consensus of all committee members.
- 8.6 In considering who is to be elected or appointed, please try to have a fair representation from all districts on national level and all zones on a district level.

9. Terms of Office

- 9.1 The staggering system will be used in the term of office
 - 9.1.1 Chairperson, Treasurer, Recording Secretary and Education Officer will serve a concurrent term of office.
 - 9.1.2 V.Chairperson, Correspondence Secretary, Missions Officer will serve a concurrent term of office.
- 9.2 The national election will precede all other elections followed by the district elections and then zonal elections.
 - 9.2.1 National elections take place every other year in February at the National Youth Forum.
 - 9.2.2 The district elections are to take place after the national elections before the National Youth Summit.
 - 9.2.3 The zonal elections are to take place after the district elections.
- 9.3 National Departments- 4 years
- 9.4 District Department- 4 Years
- 9.5 Zonal Department- 2 Years

10. Meetings

- 11.1 Executive Meetings
 - 11.1.1 Executive meetings comprise of the Director, Assistant Directors, Chairperson, Vice-Chairperson, Recording Secretary, Correspondence Secretary, Treasurer, Missions Officer, and Education Officer.
 - 11.1.2 Executive meetings shall be held at least two (2) times in a year
 - 11.1.3 Emergency meetings may be scheduled when a need arises.
 - 11.1.4 If he or she is absent for more than two consecutive meetings of the department without a valid reason to the chairperson or secretary, they may be vacated from their office (e.g. valid reasons are sickness, funeral of an immediate family member, or work).

11.1.5 If a member knows they will be absent to a meeting, their apology should be given at least a week before so a quorum can be confirmed.

11.1.6. Representatives

- a) The Directors' Forum- represents all directors from every district. Assistant directors are also welcome to attend these meetings.
- b) NYM Committee- All NYM committee members, the NYM director, NYM assistant director, district youth directors, and district committee reps are invited to attend. (If a district is not represented on the NYM, they are welcome to send a representative from the district committee to any NYM meeting to help create unity between the district and national. This will be at the expense of the district).
- c) District Meetings- Depending on the size of your district, all zonal leadership should attend district youth meetings and/or all local youth leaders. At least 2 delegates from each church are recommended.

11.2 Task Teams

11.2.1 Task Teams include Events Management, Finance & Fundraising, Communications & Promotions, Research & Statistics, Education & Resource, PTH and Social.

11.2.2 Task Team meetings in all structures will take place as needed.

11.3 Policy Forum

A policy forum will consist of at least two (2) district youth directors from the Directors Forum and the current national youth committee members.

11. Code of Discipline

All members including committee members shall be subjected to the church's code of discipline which shall be outlined in the church constitution.

12. Amendments

The provisions of this policy may be repealed, amended or added to or a new provision may be inserted by a resolution passed by two-thirds majority at a meeting of the national departmental policy forum.

NYM FINANCES

National Youth Ministries (NYM) Support

How is the National Youth Ministries supported? Without finances the NYM office would not be able to function. Every phone call, every rally attended, every meeting, and every resource developed takes finances to make it happen. Without the faithful support of churches and individuals, our department would not be able to function. If you believe in the youth of the International Assemblies of God, please show your support by contributing to the cause. Here are a few ways we believe this to be possible:

1. District Youth Ministries

Every district's youth ministry department should contribute R1000 each year as a membership fee, and tithe 10% of all their income from camps, rallies, fundraisers etc. to the National Youth Ministries.

2. Activity & Program Income

National Youth Ministries' events and programs are expected to help subsidize the youth department.

3. Resources

The income from the selling of books, Bibles, DVDs, and other resources goes towards the purchase of more resources, the cost of printing, and additional ministry expenses.

4. Fundraisers

T-Shirts, caps, backpacks, coffee mugs, umbrellas, pens, diaries, cool pins, magnets, stickers, tuck shop items, and anything that would help finance the department may be sold.

5. Church Support

Churches are also encouraged to support the National Youth Ministries with monthly support. A support certificate can be made available.

National Youth Ministries Banking Details

First National Bank (FNB)

Name of the Account: International Assemblies of God

Account Number: 62327446250

Branch Code: 250-655 (Menlyn-252645)

Account Type: Business Cheque Account



EXPENDITURE APPROVAL REQUEST

Date Requested: _____

Name: _____

Payee/Purpose: _____

Amount: _____

Date Paid: _____

Method/Details of Payment: _____

Approved: _____ Date: _____

****MUST BE SIGNED BY AT LEAST 2 OF THE CO-SIGNATORIES****



EXPENDITURE APPROVAL REQUEST

Date Requested: _____

Name: _____

Payee/Purpose: _____

Amount: _____

Date Paid: _____

Method/Details of Payment: _____

Approved: _____ Date: _____

****MUST BE SIGNED BY AT LEAST 2 OF THE CO-SIGNATORIES****

NYM RESOURCES

THE YOUTH LEADER'S TRAINING MANUAL

Edited by and for the International Assemblies of God of South Africa.

The church is only one generation away from becoming extinct. Youth are not only the church of tomorrow, but they are also the church of today. The church must invest in the lives of young people. *The Youth Leader's Training Manual* will provide creative ideas to empower young people to become true disciples of Christ.

Topics discussed include vision, the youth leader's personal life, the youth program, relationships, culture, evangelism, administration, and so much more. Each chapter also includes resources to further strengthen the youth ministry.

This is not designed as a "one-size-fits-all" method for youth ministry. The goal of the manual is to inspire leaders to seek God for vision and direction in their individual youth ministries. In all of this, the main purpose is to bring students to a place where they encounter God and gain a solid unshakable faith in Jesus Christ.

THE PURPLE BOOK: Biblical Foundations for Building Strong Disciples

By Rice Broocks & Steve Murrell

Every young person needs a foundation that no storm in life can demolish—and a heart that's shaped and guided by the knowledge of God's Word. *The Purple Book* is a 12-part Bible study designed to help you stand firm and grow strong in your Christian life. Using the text of Today's New International Version (TNIV), *The Purple Book* guides you into a solid understanding of the Bible. TAKE THE CHALLENGE. DO THE PURPLE BOOK.

ONE 2 ONE: For one2one or small group evangelism and discipleship

By Steve Murrell

ONE 2 ONE discusses in simple language the basic yet fundamental foundations of following Jesus. It is meant to be shared in a one-on-one setting, one chapter at a time. It is a practical walk-through to help new believers take "baby steps in their new-found relationship with God.

21st CENTURY DISCIPLESHIP SERIES!

(Available for Free Download at www.globalreach.org.)

Global School of Theology's (GST) 21st Century Discipleship series can be used by individuals, small groups, youth services, and discipleship groups. 21st Century Discipleship consists of three books with thirteen lessons.

BOOK ONE--GETTING STARTED

Getting started right is one of the keys to success in all areas of life, especially in a new Christian's relationship with God. Capitalizing on the joy and excitement of being born again, the lessons include:

1. Your First Steps as a Christian
2. The Journey of Discipleship
3. How to Get the Most out of Bible Study
4. Nurturing a Passion for Prayer
5. Developing and Using Your Faith
6. Your New Spiritual Home, the Church
7. The Heart of Worship
8. Getting to Know the Holy Spirit
9. The Baptism in the Holy Spirit
10. Becoming More Like Jesus: Sanctification
11. How to Deal with Temptation
12. The Fruit of the Spirit
13. Beating Fear and Anxiety

BOOK TWO—FACING ISSUES

Blessings and challenges come in many forms. This book will equip believers to understand experiences common to all followers of Christ. The lessons include:

1. Overcoming Anger
2. Forgiveness
3. Building Better Relationships
4. Perseverance
5. Receiving God's Correction
6. How to Handle Failure
7. The Gifts of the Spirit
8. Your Money
9. Why Does God Permit Suffering?
10. How to Discover God's Will
11. Understanding Spiritual Authority
12. Finding Your Place in Ministry
13. Striving for Excellence

BOOK THREE—MAKING A DIFFERENCE

Every follower of Christ has influence. This book will encourage and prepare Christians to serve Christ. Lessons this book includes:

1. Developing Vision
2. Christ-Centered Goals
3. The Mission of Evangelism
4. A Teachable Attitude
5. Servanthood in the Local Church and Beyond
6. Making the Most of Your Time
7. Your Abilities and Talents
8. Developing Leadership Ability
9. The Importance of Teamwork
10. Building Unity in the Local Church
11. Handling Conflict
12. Improving Your Attitude
13. Overcoming Obstacles

REACH 4 LIFE BIBLE

This book contains the whole New Testament plus 265 pages of material geared at revolutionizing young people's sexual attitudes. Without preaching a negative "forced deprivation" abstinence message, the Reach4Life message calls youths to live for higher sexual values by waiting until marriage for sex then being faithful in that marriage relationship.

GO...TEACH

(Available for free download at www.africaatts.org/go-teach)

"Go...Teach" includes Teacher's Guides for Youth Bible Studies on the following topics:



- God's Character – O.T. Kings (14 lessons)
- Jesus is Worthy –Witnessing (16 lessons)
- All Peoples—The Prophets (15 lessons)
- Jesus Says "Go"—We Believe (17 lessons)
- Preach Christ—Our Bible (16 lessons)
- Come Holy Spirit-Born Again (16 lessons)
- Eternity- Apostle Paul (16 lessons)
- Migrants- Proverbs (16 lessons)
- Will of God- Jesus is Lord (16 lessons)
- Prayer Power- Holy Spirit (16 lessons)

Selling Strategy

1. Districts are encouraged to purchase resources from NYM and distribute them to the local churches. National will give districts items at a discounted cost to resale for a profit margin for the district.
2. When NYM is attending national and district events for pastors or youth, resources will be made available for purchase.
3. Individuals/churches may also place an order with the NYM. The resources can also be mailed with an extra charge for shipping and handling.

NYM MINISTRY GUIDE

Today, God continues to call us to inspire a new generation of leaders who will shape the future. Because they must learn to lead differently for a different world, we can no longer work in institutional silos and rest in what is familiar. Instead, we must discern where the Spirit is leading and work with new methods which will push our thinking, so that a new generation of disciples can be inspired to meet humanity's most pressing needs.

 <p>National Youth Ministry</p>	<p>The National Youth Ministry resources the District, Zonal, and local youth ministries. NYM encourages young people and youth leaders with discipleship tools and strengthens leaders to be effective in raising up a generation of Jesus' followers.</p>
 <p>Christ Ambassadors</p>	<p>(approx. ages are 15-22) Christ Ambassadors includes a four-point strategy for the local church to Win, Build, & Send. This is done through the local church's youth ministry (Christ Ambassadors), Prayer Partners, hosting school assemblies, and weekly Bible Studies at the school.</p>
 <p>Young Adults</p>	<p>(approx. ages are 23-35) Reaching a generation of young people who often leave the church because they don't "belong." Includes singles, young married couples, and single parents. Teachings focus on their specific life issues.</p>
 <p>Plant to Harvest (MISSIONS)</p>	<p>In order for there to be a harvest, there must be seed planted. The youth of the International Assemblies of God can help bring in the harvest of souls to the glory of the Kingdom of God. Through our different missions projects, the seeds are being planted to produce a great harvest. Short term youth missions trips are also conducted.</p>
 <p>Youth Bible Quiz</p>	<p>Youth Bible Quiz is a quizzing competition program that features quiz matches. First and second Place teams from each district finals advance to National Bible Quiz Finals.</p>
 <p>Fine Arts & Music Festival</p>	<p>Fine Arts & Music Festival is an annual district event that features youth from local churches ministering in music, drama, dance, art, preaching, creative writing, etc. The festival is open to all youth. This is designed to encourage young people in ways to use their talents for Christ. Districts can recommend their top talents to minister at the National Youth Summit each year.</p>
 <p>The Journey</p>	<p>The Journey is not a church but the extension of the local church. Uniting university students together to impact their campus for Christ. Organized weekly Bible Studies, student led cell groups, evangelism, prayer walks, and outreach events.</p>
	<p>Converge is a ministry of the World Evangelical Alliance that is helping unite youth leaders all around the world to work together to reach youth for Jesus. Let's do our part as IAG youth leaders to reach the global world. Remember that "IRON SHARPENS IRON." We can do more united than divided.</p>

CHRIST AMBASSADORS

OUR STRATEGY TO WIN-BUILD-SEND YOUTH

How can the IAG church impact the youth of their community and reach the secondary schools? This is done through the local church reaching out to the learners of their community. Youth will be challenged to become Christ Ambassadors, lead Bible Studies at their school, host School Assemblies, and recruit prayer partners.



Christ Ambassador's Mission Strategy

Christ Ambassadors focus on several key areas of ministry toward the goal of reaching every learner in every school in every community.

1. **CA Youth Ministry (Local Church's Youth Meetings)**—recruiting, training, equipping learners to become a Christ Ambassador. Youth represent Christ by making a fivefold commitment to Live, Pray, Tell, Serve, and Give.
2. **CA School Ministry (Bible Studies at Schools)**—The local church partners with learners to be equipped to have a dedicated Christian group that impacts others for Christ. CA meets at least once a week on school property not at the church.
3. **Prayer Partners**—Recruiting enough Prayer Partners that every school in South Africa has at least one or more people praying daily for students. (For example, a granny from the local church might commit to pray daily for students. A prayer list may even be given with the local church's students' names.) School teachers and educators—those who fellowship in the local assembly—make great Prayer Partners. (Educators can also help the church in terms of the rules and policies of the school. They can SERVE as overseers, mediators between the church and the school.)
4. **School Assemblies**—Be creative. Be relevant. Each school may have different policies regarding what may be allowed. Assemblies may deal with issues young people face—e.g. Self-esteem, suicide, HIV/AIDS, drugs, peer-pressure, sex, and finally the most important being salvation. By covering topics that deal with youth issues, the school administration will be more willing to accept presentations that also include salvation. School Assemblies are held during the day. Students and teachers may also be invited to a Come-back Rally/Service where the full gospel message is presented. Local churches must be involved so that converts can be disciplined.

YOUNG ADULTS

The young adult population is too large to ignore, and the abilities and talents of these young people are too valuable to waste.



PURPOSE:

To reach a generation of young people who often leave the church because they don't "belong." The challenges of a sixteen-year-old youth are far different than those of a twenty-five year old young adult. Young Adult ministry bridges the "Gap" between Youth Ministry and Women's or Men's Ministries. Young Adult Ministry provides the opportunity for young adults to find God's love, fellowship, teaching, and personal growth that is needed in their lives.

WHO ARE YOUNG ADULTS:

Approximately from 23-35 years old, about 80-90% of those attracted to a young adult ministry will probably be this age. It is up to the local church to decide the exact age range for "youth" and "young adults." The needs of each assembly and each young adult are different so the ages cannot be set in stone. Most Young Adults will be single with no children. However, there are times when a single parent, young married couple, or even divorcee may feel more welcome with the young adult ministry. At these times, the local church should decide if it is appropriate for these "young adults" to be a part of the Young Adult Ministry. Many times young married couples will prove to be excellent leaders and role models in the group.

YOUNG ADULT LIFE ISSUES:

- Developing healthy friendships
- Establishing financial independence
- Living away from family
- Choosing/establishing a career
- Finding their future spouse
- Premarital Counseling
- Where to live—alone, with friends of same and/or opposite sex
- Spiritual growth issues—salvation, personal discipline, prayer, commitment

STRUCTURE:

Young Adult Ministry shall function like the Youth Ministry (i.e. local weekly services or monthly zonal meetings, District Seminars, and eventually National Retreats). The Young Adults may choose to have their own local and even zonal committees, but they will fall under the District and National Youth Committees. In the District youth camps, Young Adults shall also be invited to attend with break-out sessions included in the program for young adults and youth to be able to focus on their specific needs. If a local church is too small, zonal young adult meetings are encouraged to provide an opportunity for the local young adults to come together. Big churches should also not neglect these opportunities to meet at zonal, district, and national level.



PLANT TO HARVEST

Plant To Harvest (PTH) is the youth initiated ministry that provides a seed to gain a Harvest of souls for the Kingdom of God.

Our mission as believers is clear. We are to work toward the salvation of every individual on earth. For many years, missionaries have been coming to South Africa. Now it is time for us—as South Africans—to impact the world!

Missions giving is above and beyond our tithes and offerings. The heart of missions is to give our lives and our finances to a cause beyond ourselves. The rewards of which may only be seen in Heaven.

In order to create a culture of giving to missions, PTH will begin by supporting district mission projects. Every year a different district will be chosen with their mission project. Districts must submit their projects to PTH for review and approval. Projects should be missions focused (e.g. windows, doors, or toilets for a new church plant). As the IAG begins to support their own missionaries to the world, PTH will shift their focus to include their mission needs. *(Application forms are available from the NYM office.)*

Projects will be announced at the annual National Youth Summit every year in July. PTH funds will be given throughout the next year for that specific project. Then around September of the following year a mission trip will be held to go to that district and implement the project through labor work and practical ministry to the local community.

Every church should set a PTH faith promise goal for the year. Every local church can hold a PTH emphasis day asking youth to set personal faith promises. These are then gathered to create a Church's faith goal. These are then forwarded to the district so the district has a goal and then to the National Youth Ministries. Remember to add a little FAITH in setting, your goal. What is impossible with man is possible with God.

We ask every youth group to set a PTH goal using this 3-point strategy.

- 1) Motivate youth to personally support PTH with their personal finances.
- 2) Do one or two big fundraisers per year for PTH.
- 3) Receive an offering from the church for PTH

All districts/churches/individuals should send in the remainder of their PTH faith promise at least two weeks before the next Summit. This will allow time for the top givers to be calculated and certificates to be printed. All offerings giving at the Summit will be designated to the next year's PTH project.

Appropriate awards will be given to the top giving churches and districts to encourage the efforts of the youth. These awards will also be based on the average attendance of a local church's youth and their giving total.

PTH Missions Trips

What is a PTH Mission Trip?

PTH Mission Trips are designed to equip, train, and send young people to experience the Great Commission. The National program is a partnership between the National Youth Ministries and the International Assemblies of God pastors and missionaries.

The National Youth Ministries seeks to mobilize thousands of South African youth for ministry on national and international evangelism and help outreaches.

Every September NYM will host a PTH mission trip in connection with the previous year's PTH project. In this way the youth will see the impact of their giving first hand. The trip may include ministry in connection with planting a church, evangelizing communities, compassion outreaches, as well as physical labor at Bible Schools, church plants, etc.

As PTH grows, more mission trips may be planned to help meet strategic needs in our "Jerusalem (local), Judea & Samaria (national), and to the ends of the earth (international)."

All districts are encouraged to submit a need that could be a possible PTH project & mission trip. Please contact the NYM mission officer for the current application form.

Missions Trips will have a registration cost for food, transport and accommodation.

All finances raised for PTH go directly to the NYM missions project-which has been approved by the IAG general office.

(A 10% tithe will be designated for the IAG General Missions Fund and 5% of these funds will be set aside for administrative costs and the giving of PTH awards.)


***Pledge Forms and Project Request Forms
can also be downloaded at
www.nymiag.co.za***



By faith with God's help, I promise to give
R_____ per week/month/year to
Plant To Harvest missions giving. I
understand that this is beyond my tithes and
offerings.

Your Signature

But I say this to encourage your generosity: the one who plants little harvests little, and the one who plants plenty harvests plenty. Giving grows out of the heart—otherwise, you've reluctantly grumbled "yes" because you felt you had to or because you couldn't say "no," but this isn't the way God wants it. For we know that "God loves a cheerful giver." 2 Cor. 9:6,7 (The Voice)



NYM Banking Details

Name: International Assemblies of God
FNB Account: 62327446250 Branch: 252645 Menlyn
Ref: **PTH**, Name, Cell

Name: _____
Church: _____
District: _____
Cell: _____
Email: _____

Amount Pledged: _____
(Circle one) Per Week / Month / Year
Until this date ____ / ____ 20 ____

I tell you the truth: unless a grain of wheat is planted in the ground and dies, it remains a solitary seed. But when it is planted, it produces in death a great harvest. John 12:24 (The Voice)

(Turn this into NYM)


(Keep this as a reminder)



By faith with God's help, I promise to give
R_____ per week/month/year
to Plant To Harvest missions giving. I
understand that this is beyond my tithes
and offerings.

Your Signature

But I say this to encourage your generosity: the one who plants little harvests little, and the one who plants plenty harvests plenty. Giving grows out of the heart—otherwise, you've reluctantly grumbled "yes" because you felt you had to or because you couldn't say "no," but this isn't the way God wants it. For we know that "God loves a cheerful giver." 2 Cor. 9:6,7 (The Voice)



NYM Banking Details

Name: International Assemblies of God
FNB Account: 62327446250 Branch: 252645 Menlyn
Ref: **PTH**, Name, Cell

Name: _____
Church: _____
District: _____
Cell: _____
Email: _____

Amount Pledged: _____
(Circle one) Per Week / Month / Year
Until this date ____ / ____ 20 ____

I tell you the truth: unless a grain of wheat is planted in the ground and dies, it remains a solitary seed. But when it is planted, it produces in death a great harvest. John 12:24 (The Voice)

(Turn this into NYM)

(Keep this as a reminder)



FINE ARTS & MUSIC FESTIVAL

The Fine Arts & Music Festival is a valuable opportunity for youth to discover and develop their ministry gifts. All over South Africa young people are singing, dancing, and using other talents in the youth rallies, youth camps, etc. This will give an opportunity for all of the young people to come together and realise that God has given them all a gift and/or gifts that need to be developed and shared with others.

The Fine Arts & Music Festival program exists to allow students to sharpen their talents as they minister to others. The Festival also provides an opportunity to share ministry ideas with other youth to take back to their local assemblies.

What is the Fine Arts & Music Festival?

Each year the youth within their district will come together to share their ministry gifting with one another in a fun environment by ministering individually and/or as groups. Each item given will be evaluated by designated “encouragers”. The person/group will be given a score and encouragement to help them further improve their talents. The top performers in the different categories will then qualify for the National Fine Arts Festival which occurs at the National Youth Summit each year. Our mission is “to help youth to discover and develop their ministry gifts.”

What are the benefits and opportunities available through involvement in Fine Arts?

- Help make youth more effective ministers
- Provide the youth with opportunities to make friends
- Give the youth an opportunity to use their gifts and talents for the Lord
- The youth will be built-up by others
- Creative ministry ideas will be shared that can inspire others to do the same to better reach youth for Christ.

Fine Arts is designed to give students opportunities to learn about their God-given gifts. This ministry encourages youth to develop their gifts and then use them in their local schools, churches, and communities. Fine Arts & Music Festivals enable students to experience a time of learning through workshops, evaluations, and interaction with other students.

The Festival can also be a fundraising event for your district to sell tickets to parents and other youth members to come and see the performances.

Fine Arts Categories (Centered around a yearly theme)

- | | | |
|---------------------|------------------|--------------------|
| • Worship Band | • Short Sermon | • Dance |
| • Duets | • Rap Performers | • T-Shirt Design |
| • Choirs | • Poetry | • Human Videos |
| • Female Vocal Solo | • Photography | • Video Production |
| • Male Vocal Solo | • Drama/Sketch | • Comedy |
| • Instrumental | • Puppetry | • Art-2D, 3D, etc. |

YOUTH BIBLE QUIZ



Bible Quiz is a test of your knowledge of the Bible. Two teams of three quizzers each face a series of twenty questions with varying difficulty. The first contestant to “buzz in” and answer the question correctly gains points for his or her team; if the contestant answers incorrectly, the team loses points.

Quizzers cover a different portion of the New Testament each season. The theme rotates every eight years and includes three of the four gospels, the book of Acts, and various groups of the Epistles. Bible Quiz requires more than just the ability to recite scripture. Players must also learn people and places mentioned and become familiar with exclamations, questions, parenthetical statements, Old Testament passages, and more.

Who can quiz?

All youth may participate in Bible Quiz. Each team may have up to six members. Your church may have as many teams as you like.

When are the matches?

Each district schedules its own matches (4-5 times a year). The season ends with district playoffs—which determine the teams who will move on to the national competition.

How do I get started?

The National Youth Ministry’s office will have Bible Quiz materials which you can purchase to help you get started and coach your team. For more information on starting a Bible Quiz team, contact the National Youth Ministry’s department.

THE JOURNEY

(UNIVERSITY MINISTRY)

*THE JOURNEY IS NOT A CHURCH...
IT IS AN EXTENSION OF THE LOCAL CHURCH*

Our purpose is to lead students to:

BELONG...to a community of believers

BELIEVE...in Jesus Christ as Lord and Saviour

BECOME...a disciple of Christ



We seek to introduce fellow students to an authentic relationship with Jesus Christ. We plan to do this through this five-fold approach...

1. **prayer**...Communication with God.
2. **worship**...Expressions of thanks through word, music, and service
3. **fellowship**...Community of students developing quality relationships.
4. **discipleship**...Learning about Jesus and following His example.
5. **mission**...Living a life that reflects our relationship with God in what we say and do.

GETTING STARTED?

ALWAYS BEGIN WITH PRAYER! Begin by laying the foundation with prayer walks on campus and around the school property. Invite a core group of students, preferably those attending the college or university, to join you in prayer. Ask your local church body to pray with you for students and administration.

Meet with the school administration and find out what is required to be officially allowed on campus. Do your best to honor the protocol of the school.

Meet with your core students and organize them to lead cell groups or Bible Studies on campus and in the residential rooms. Continue to disciple these students as leaders. (Here you can also include student leaders from other churches.)

Don't make students come to you—go to them. During the week, hold a service (large group Bible Study) on school property--preferably not on a Sunday, so they can also be involved in a local church. Avoid it just being "another church service." Allow for students to give input in how it will look. Limit the time to just 1-2 hours max as students are also busy with their schoolwork during the week. Invite ALL students/learners, teachers, lecturers, and even administration! This is not just for IAG students. **REACH OUT TO ALL BELIEVERS AND NON-BELIEVERS.** Non-believers can belong before they believe. Let them search out the truth in a safe place. Be careful to keep the integrity of teachings, especially when involving other churches.

Host Outreach Events. You might host a talent show or a free movie on campus inviting all students (e.g. God's Not Dead, To Save A Life, and other inspirational films).

GRAPHICS

[visit www.nymiag.co.za for the graphics]





DISTRICT QUARTERLY REPORT

DISTRICT:			
POSITION	NAME	CONTACT NO.	EMAIL
Youth Director			
Assistant Director			
Chairperson			
Vice-Chairperson			
Corresponding Secretary			
Recording Secretary			
Treasurer			
Missions Officer			
Education Officer			

What activities has the District organized this past Quarter? (e.g. camps, leadership trainings, rallies, outreaches, Plant to Harvest fundraising) _____

What purpose did they serve? (e.g. salvations, baptised in the Holy Spirit, missions funds) _____

What activities or events are planned for the next quarter?

How can the National Youth Ministries assist you? (e.g. workshops, trainings, resources) _____

Do you have any other comments for the NYM office? _____

Have you paid your annual membership fee of R1000? _____

Have you paid your 10% tithe from all DYM income to NYM? _____

Have you raised funds for this year's Plant to Harvest missions project? _____

(FNB Acct. #: 62327446250, Branch Code: 250-655, Reference: District & Contact #)

Please forward this to our National Youth Recording Secretary. Please let us know if you have any questions regarding the submission of this report.

Please check with the NYM office to confirm due dates as reports are needed so NYM can compile reports for the General Presbytery and General Councils.

1st Quarter: 15 Oct. to 14 January

2nd Quarter: 15 January to 14 April

3rd Quarter: 15 April to 14 July

4th Quarter: 15 July to 14 October

QR Due: 20 January

QR Due: 20 April

QR Due: 20 July

QR Due: 20 October

APPENDIX A

[youth ministry articles]

EARN THE RIGHT TO BE HEARD

By David Amsler

In youth ministry there are three important questions that you must be able to answer. If you can answer the following questions to the satisfaction of the youth you will earn the right to be heard. They are asking of you:

- 1) **Do you like me?** That means “do you have time for me?” It means “when I am in your presence do you like to hang around me?” or “am I a burden to you?” The Bible says that Jesus chose his twelve disciples that “they might be with him.” It takes time spent with the youth to impact them. Much of that time must be outside the four walls of the church. That is the major reason why planning student activities are important. The primary purpose of youth activities are not for simply keeping youth occupied...it is for loving leaders to develop godly relationships with youth and to model the Christian lifestyle to them.
- 2) **Are you for real?** Youth need to know if what you say you believe you really do. Young people don’t hear very well, but they see really well- and they are watching you. They need to SEE what a real Christian looks like. The way you treat authority in your life is the way they will treat you as their authority. If you are badmouthing other Christian leaders they will talk against you. The only way for them to know if you are for real is if you to show them. Again, that requires the commitment of time.
- 3) **Is God for real?** Young people love the bright lights and loud sounds of a multi-media world, but we can never get the lights bright enough or the music loud enough to satisfy the souls of the young person. Go ahead and use appropriate methods for reaching students. Just remember however, our purpose is spiritual. Young people are hungry for God. There is something in youth that cries out to know God. Paul said, “My message and my preaching were not with wise and persuasive words, but with a demonstration of the Spirit’s power, so that your faith might not rest on men’s wisdom, but on God’s power.” (1 Corinthians 2:4-5 NIV)

The Word of God preached and taught with the anointing of the Holy Spirit impacts teenagers in life changing ways. Preach the Word of God to them and offer them meaningful altar experiences where they will hear a call to 1) Repentance 2) The Baptism of the Holy Spirit 3) A life of service.

You have everything you need to reach youth, a heart for God and a heart for the youth, so give it all you got!

Ministry Description

The Youth Minister

1. Purpose

- A. To bring the youth together into a loving, caring, accepting, and trusting community by the power of the Holy Spirit. Make this a fellowship in which both social and spiritual needs can be met as young people commit themselves, not only to God but also to one another.
- B. To have a ministry in which Bible study is a priority. The teaching of the Word is to produce life so young believers will grow in Christ. This discipleship process will also include intensive training of youth gifted with leadership qualities, preparing them for ministry in the group.
- C. To motivate youth toward concern for non-Christians and engage them in events where there is opportunity to share Christ. Evangelism should not be a programmed sideline but a major thrust of group activity as well as individual lifestyles. Evangelistic vision should not be limited to local needs but should encompass the world, making evangelism a matter of world missions.
- D. To help students make the most important decisions they will ever make.
 - 1. Who or what they will serve
 - 2. Mate selection
 - 3. Career choice

2. Responsibilities

- A. General Responsibilities
 - 1. Oversee the spiritual life and Christian training of youth.
 - 2. Coordinate and/or direct all activities related to youth. This includes youth services, Bible studies, and youth music/worship.
- B. Specific Responsibilities
 - 1. Direct and conduct a weekly youth meeting.
 - 2. Organize or involve youth in special events for study and challenge (youth camps, youth rallies, etc.)
 - 3. Organize or involve youth in special occasions for celebration and recreation, such as Gala's, parties, all night services, and other celebrations.
 - 4. Recruit and train leaders.
 - 5. Plan and direct strong diversified evangelism ministry.
 - 6. Initiate mission projects
 - 7. Involve youth in evangelism efforts
 - 8. Be responsible for visitation and follow-up of youth prospects and absentees.
 - 9. Project and submit for approval a youth ministry budget.
 - 10. Promote participation in zonal and district youth activities.
 - 11. Coordinate and oversee youth worship
 - a. Selecting leaders

- b. Approving music/songs.
- C. Other Responsibilities
 - 1. The youth pastor to lead youth ministry committees.
 - 2. He/she shall meet regularly with youth leadership personnel for planning, prayer, evaluation, etc.
 - 3. Attend all general church services and activities.
 - 4. Keep good records, attendance, members, finances, activities, etc.
 - 5. Keep pastor informed of your schedule and plans.
 - 6. Perform other duties assigned by the Senior Pastor.

3. Relationships

- A. Senior Pastor- the youth minister is directly accountable to the senior pastor in all matters relating to the performance of his work. He/she will serve as advisor to the Pastor in matters relating to youth and will present personally the youth budget, goals, and program strategies. At the pastor's discretion the youth pastor may be available as a resource member of the church board. To develop a youth group in which there is spontaneous, creative, deliberate, and sincere worship of God. To create a celebratory atmosphere motivated by a love commitment to students and recognition of His worthiness.
- B. Other Staff Members- He/she will cooperate and work as a "team" member with other ministry workers. He/she will seek to compliment and build other leaders ministries, accepting differences, praising strengths, and appreciating overlapping skills.

4. Communication

- A. The minister of youth will keep the senior pastor informed of all work and activity for which he/she is responsible.
- B. When the job of the leaders overlap, consultation and cooperation is expected for the sake of efficiency, harmony, and maximum ministry to the congregation.
- C. The youth pastor shall accept as his/her responsibility the communications and promotion of activities (dates, times, necessary information) to the youth and congregation through announcements, mailings, church bulletins, etc.

Developing a Youth Ministry

1. Methods- What is the best strategy?
 - a. List all the possible ways of reaching your goals: Bible study, guest speaker, movies, music, small groups, discussion panels, drama, etc.
 - b. Try a new idea or a different method to convey the message
 - c. Don't just repeat last week's method, even if it worked!
2. Means- How much will it cost?
 - a. Before you plan an elaborate program or invite a famous musical group, be sure to check with the pastor.
 - b. Keep your plans within the financial limits of your youth group.
3. Machinery/Material- What kind of equipment will be needed?
 - a. For instance, if you want to show a film or video, be sure you can get the equipment needed.
 - b. If equipment is not available or affordable, simplify your plans or find a creative alternative.
4. Manpower- How much help will you need?
 - a. Keep in mind the size of your group.
 - b. Will you need extra help in arranging the room? Decorating? Serving refreshments? Cleaning up?
 - c. Your helpers are part of your resources.
5. Minutes- How much time do you have to activate your plans?
 - a. If your youth service is only three weeks away, you may not have time to order a movie, or schedule the speaker you wanted.
 - b. On the other hand, there may be local youth pastors available.
 - c. The bigger and more elaborate the event the more time you need to plan.

Youth Meetings

Youth meetings are designed to achieve a balance of several biblical ministry goals:

- Worship (prayer and ministry to God)
- Fellowship (Christian relationships and activities)
- Discipleship (training and teaching)
- Evangelism (reaching the lost)

A typical youth meeting might consist of the following:

1. An adequate room prepared. Provide enough space for movement, activity, fellowship, etc.
2. Youth leaders prepared to greet students
 - Every student should be personally greeted
 - An attendance role should be kept
 - It is recommended that you allow youth to sign-in at every meeting
 - You may wish to divide the group into teams with a leader for each group who would take role for their team.
3. The youth meeting may consist of the following:
 - A leader opens the youth meeting with a welcome.
 - Announcements
 - Offering for your youth ministry and/or Plant to Harvest
 - Worship that is
 - God directed
 - Youth oriented
 - Personally involving
 - Group prayer and/or testimonies from youth
 - Special ministry- music, dance, and/or drama by youth
 - Message to students that is biblically sound, culturally relevant to youth and interesting. Use illustrated messages, illustrations, stories, etc.
 - Prayer response
 - Dismissal
 - Leaders need to be ready to be involved in informal interaction with students following the youth meeting. Many times this is a time youth will talk or look for prayer.
 - Clean up
4. Follow up
 - Contact all students regularly with a visit and/or phone call.
 - Contact all absentees within the next 2 days with a visit or phone call.
 - Contact strong prospects (students who have attended in the last year)
 - Contact all visitors within the next 2 days to thank them for coming and invite back.

Sample Schedule

18:00	Youth room set up
18:30	Youth leaders ready to greet students and take role as students arrive. You can't go wrong with offering food, i.e., chips, cookies, etc.
19:00	Open youth meeting with welcome, prayer, announcements
19:10	Crowd breaker (optional) an interactive event designed to help students fill at ease with each other and at ease about coming into a new place.
19:20	Worship with a climax in a short group prayer for special needs.
19:35	Student ministry: testimony, song, drama, dance, etc.
19:45	Message from youth leader
20:05	Prayer response
20:15-20:30	Dismissal- close with group prayer. Informal fellowship and clean up.

The Basics

1. Plan the calendar
 - a. A monthly activity
 - b. Plant to Harvest focus
 - c. Youth Camp
 - d. Evangelism Trip
 - e. Youth Rally
 - f. Informal gatherings
2. Ministry objectives- Target ministry to the three most important decisions a person will ever make
 - a. Who or what they will serve
 - b. Mate selection
 - c. Career choice
3. Balance of ministry goals
 - a. Dynamic worship
 - b. Relevant Bible instruction
 - c. Christian fellowship/activities
 - d. Opportunities to share faith in Jesus
4. Develop a strategy
 - a. Regular youth meeting
 - b. Youth Bible study
 - c. Youth ministry opportunities, i.e. youth music team, drama, dance, outreach, etc.
 - d. Youth camps
 - e. Youth Rally
 - f. Plant to Harvest
 - g. Missions opportunities
 - h. Leadership trainings
 - i. Special events i.e., all night prayer, fundraisers, socials, holiday events, etc.

Principles of Delegation

1. Define the ministry task in writing- job description
2. Prayerfully select someone you feel can do the job
3. Give the job description to that person
4. Ask that person to prayerfully consider the ministry
5. Set up an appointment to meet again
6. At that meeting find out if that person feels the Lord is directing them toward that ministry
7. If that person accepts, begin training them in the ministry
8. Arrange for evaluations (times where you will see how they are doing)
9. Go over the evaluation and discuss progress

Why Delegation Fails

1. The worker is not capable
2. The gifts of the worker were not matched with the needs of the ministry
3. The worker was not clearly informed as to his/her responsibilities
4. Proper training was not offered or was not taken advantage of
5. The worker was not oriented to his relationship with others
6. The leader did not trust the decisions of the worker
7. The leader dumped...he did not delegate
8. The leader failed to hold a "loose rein."

Youth Ministry Hints

1. Pastoral involvement is critical- youth must know that the senior pastor is concerned and involved in youth ministry- even in churches who have a full time youth pastor on staff. The goal of the youth pastor is not to be a separate church for young people, but to build students into disciples to be a part of the body of Christ. Youth need to know that the senior pastor is their pastor, too.
 - a. Once in awhile plan a time where you trade places in a service with the youth pastor. You preach to the youth group and let the youth pastor preach to the adults.
 - b. Announce on a Sunday that you are inviting the entire youth group out for an activity.
 - c. Do a question and answer session in a youth service.
 - d. Often attend youth rallies and other youth events. Let your youth pastor plan the events, but you show up to hang out with the youth group.
 - e. Show up at sporting events or different things that your youth are involved in. Work the crowd- check out all the youth who are from your congregation. They will think you are great for coming to see them.
 - f. Send youth mail/sms for any reason...because they missed church or because they didn't miss church.
 - g. Ask your youth leaders to get attendance records at youth group with a contact list. Ask for regular contacts of youth members, visitors, and those who have missed. That says, "We care. We value your participation."
 - h. Offer regular youth oriented services- music night, drama night, young person preaches, youth leader preaches, illustrated message.
 - i. Go work at the youth camp
2. A Father's Heart- "I wish I could be your dad" is the statement Josh McDowell often speaks to youth. His heart for young people speaks deep into their lives and earns him the right to be heard.
 - a. Rules without relationship equal rebellion.
3. Set the Tone for Youth Ministry- "Where there are no oxen the stall is clean". This means working with young people requires work, but it is worth the labor.
 - a. Prepare the congregation and older adults with the cost and the benefits of youth ministry.
 - b. Time capsule- Youth ministry is like a time capsule where we pour our lives into young people. One day they will go into the future where we cannot go (they will out live us), but they will take something with them from our investment into their lives.
 - c. Investment- It is an investment to work with students. Dividends come later
 - d. Leadership development- we are developing future leaders, pastors, missionaries, teachers, and workers for the kingdom of God.
 - e. Discipleship

Connecting with Youth

1. Consistency
 - a. Rules- Firm, fair, consistent
 - b. Be a living example- “they’re watching”
2. Attitudes
 - a. Answer questions they are asking.
 - i. Do you like me?
 - ii. Are you for real?
 - iii. Is God for real?
 - b. Pretend like they like you even if you don’t think they do.
 - c. Have a YES face.
3. Time
 - a. Love for youth means you spend time with them.
 - b. When you spend time with them, it must be really WITH them. Think about Moses and his young aid Joshua who he took with him into the presence of God.
 - c. Look for excuses to be with kids outside the four walls of the church
 - i. Invite over for dinner- use your best place settings
 - ii. Take youth shopping
 - iii. Speaking somewhere? Take some youth along
 - iv. Travel with them to youth rallies, youth camp, etc.
 - v. Volunteer to work a week of camp
4. Involve in Ministry- Don’t rehearse forever and not actually do something
 - a. Youth need more action, and less talk.
 - b. Take a couple of students with you on hospital visits.
 - c. Regularly use students in drama and dance for Sunday service.
 - d. Youth worship team- have students involved in the adult praise and worship team, too.
5. Communication- when you preach to youth
 - a. High energy- Be expressive and act as if you believe it.
 - b. Sense of fun- Do you enjoy being a Christian? Do you enjoy the word of God? Show it!
 - c. Sense of urgency- Time is running out
 - d. Sense of purpose
 - e. Culturally relevant- Answer questions youth are asking
 - f. Biblically sound
 - g. Effective use of illustrations- young people love stories, illustrations, drama, and music.
6. Space
 - a. Do what you can to make the youth room feel good and look good to the youth.
 - b. If it looks like Kiddy Corner- trust me, they will not like the room. Avoid when possible a room in which children’s materials must hang on the walls.
 - c. Allow the youth to help decorate the room

7. Contact

- a. If you never contact them they will think you don't care.
- b. Mail: youth love mail- even junk mail.
- c. SMS youth encouragement or reminders for youth activities
- d. Make a monthly newsletter
- e. Prepare a weekly youth bulletin
- f. Calls: Make sure every youth gets contacted once a week. Get other leaders to help you.
- g. Email: Group email line might work.
- h. Online social network (Facebook)
- i. Greet students at church

8. Remember

- a. Youth are your business/ ministry
- b. People first, projects second.

Discipling Youth

DISCIPLESHIP IS OUR MISSION

“Therefore go and make disciples...” (Matthew 28:19)

Barry St. Clair says “in one large denomination only 6 percent of those who grow up in a church make it into a church when they go to university.”

It's estimated that in the Assemblies of God (USA) only 2% of American youth are going to a Bible college. That means most of the youth are going to secular colleges or entering the work force. An Assemblies of God survey in the late 1990's reported that of the Assemblies of God USA youth who choose to enter a secular college 90% will drop out of church. About ½ will eventually return to the church. The survey said that of those who immediately enter the work force after high school has a 50% church drop out rate. Though we don't have the exact statistics, we see that many South African youth are also leaving church once they leave home for school or work.

In Barry's St. Clair's words, “Someone's failing to transform these attendees into followers.” We are doing something wrong if the majority of our kids going through our Sunday School and youth groups are not being made into disciples. Discipleship IS OUR MISSION. Jesus did not call us to get a crowd together. He called us to make disciples. Anything less is NOT our mission.

WHY WE DISCIPLE STUDENTS

1. Jesus told us to in Matthew 28:18-20
2. Discipleship produces fruit that remains. John 15:16
3. It's the only way we're going to see life change and produce life changers.
4. Discipleship multiplies spiritual leaders (2 Timothy 2:2)
5. Discipleship helps fulfill the Great Commission

POWER OF DISCIPLESHIP

Win one person and disciple that person so that at the end of one year, each of you can win and disciple another person.

Year 1	2 people
Year 2	4 people
Year 3	8 people
Year 5	32 people
Year 10	1,024 people
Year 15	32,768 people
Year 20	1,048,576 people
Year 34	8,589,934,592 people

There are enough Christians in the world right now that if everyone would win someone to Christ today, then both would then win someone else to Christ tomorrow, then the combined group would win another to Christ the next day-by the end of the third day the world would be won to Christ.

DISCIPLESHIP PRINCIPLES

“And the things which you have heard from me in the presence of many witnesses, these entrust to faithful men, who will be able to teach others also.”
(2 Timothy 2:2 NASB)

“...from me...”

Pass on only what you possess.
You can't give away what you don't have.

“...you heard from me...”

Prioritize relationships
Jesus chose His 12 “...that they might be with him...” Mark 3:14
Sometimes we chose 12 so we can teach them.

“...these entrust to faithful men...”

Give them something
Discipleship is more than a good relationship.
We have a treasure that we must pass on.

This includes:

Teaching: “Who is Jesus,” “How do I deal with personal sin,”

Training: “How to Pray,” “How to study the Bible,”
“Character Building,” “Ministry,”
“Righteous Mate Selection,”
“Career Choices,” etc.

- Don't waste youths' time in youth services, small groups, etc.
- It's okay to have a sense of fun and good humor, but your youth need more than a comedy routine or a pooling of ignorance.

- Use a good Bible based, Pentecostal curriculum that will make them think. I suggest **21st Century Discipleship Series**. If you have not reviewed the youth curriculum in the last few months you cannot judge its quality honestly.
 - *Some people like to write their own curriculum, but be careful. Most people avoid prepared curriculum because 1) They don't know how to teach 2) They don't like the discipline of studying prepared materials and they tend to "wing it" every week, 3) They think their personal material is better.*
 - *Think about it. If what you are writing is as good and so effective that youth who are graduating from your group are on fire for Jesus, than you need to be sharing your materials with the National Youth Ministries so we can publish that.*

"...in the presence of many witnesses..."

Be Real

Timothy spent more than just "Bible study" with Paul. He saw Paul in all kinds of life situations. Discipleship happens only in real life. Youth need to see how you work through life's problems.

"...to faithful men..."

Recruit F.I.T. students

Faithful
Intentional
Teachable

"...who will be able to teach others also..."

Teach them to reproduce.

DISCIPLESHIP IS A PROCESS- Discipleship is a process by which we produce disciples.

1. **Pray** **Jesus prayed all night before choosing His disciples.**
2. **Plan ahead** **Determine an appropriate time and place.**
Decide on what materials you will use- order plenty and in time.
3. **Recruit** **General announcement**
Personally challenge specific individuals who God lays on your heart.
"Do you want to be a man or woman of God?"
"Here's what it will cost you."
"Here are the requirements of the course," etc.
4. **Prepare** **Many resources are available. Find those that fit and prepare to lead.**
5. **Lead** **Weekly lead toward Christ.**
Discuss material that will produce life change.
Equip and mobilize life changers.

Group time may include; saying Scripture verses, discussing the topic, opening the session to discuss personal issues they face.

6. Grow

Focus on helping youth grow in grace

Grace is God's supernatural ability in me through the Cross and the Resurrection.

"And the things which you have heard from me in the presence of many witnesses, these entrust to faithful men, who will be able to teach others also."

(2 Timothy 2:2 NASB)

DISCIPLESHIP STATEMENTS

From Jacob Aranza

- God not only drew you to Himself through someone (the person who led you to Christ), but He gave you to others (to those you lead to Christ).
- Jesus did not call His disciples only to listen to Him, but to be with Him.
- In discipleship, you reproduce in others only what you are yourself.
- Your ability to receive correction will determine the kind of disciples you will produce.
- Our willingness to speak the truth in love proves your authority over and love for those you disciple.
- Understand the benefits of joining. (Modeling the grace of God, even in weaknesses).
- Walk through disagreement and conflict
- Guard your heart from unforgiveness and resentment.

THE COST OF DISCIPLESHIP

A man who has been a featured speaker for the Billy Graham Crusade, Promise Keepers, and Focus on the Family says, "The discipleship process is painful, time consuming, and sometimes disappointing. Yet it is richly rewarding, effective, and the means Jesus called us to for the sake of His kingdom. Jesus spent 80 percent of His three years of ministry in personal discipleship. So obey Him. Go and make disciples."

PREACHING TO YOUTH

Youth need to be “preached to, not at”- but, they do need to hear the word of God preached with passion in a culturally relevant fashion. They need to know that the Word of God says and what it means. One cannot disciple youth without preaching and teaching them the scripture.

When speaking to youth, have the attitude of Josh McDowell who says, “I wish I could be your dad.” It crosses age barriers and speaks compassion into the lives of the youth.

Preach messages that are biblically sound with fire for Christ, make the message culturally relevant and present it the best you can.

“It should be a sin to bore a youth with the word of God.” – David Amsler

If you are going to speak to youth from scripture do it to keep their attention.

- Use great passion for God
- Use many illustrations and stories. Jesus told stories to teach the Word of God.
- Use good humor

“For after that in the wisdom of God the world by wisdom knew not God, it pleased God by the foolishness of preaching to save them that believe.”

1 Corinthians 1:21 KJV

Preaching is still an effective way to present truth to youth. The Word of God is powerful!

Learn to use effective communication skills when you preach to youth.

- High energy- Be expressive and act like you believe it.
- Sense of fun- Do you enjoy being a Christian? Do you enjoy the word of God? Show it!
- Sense of urgency- Time is running out
- Sense of purpose
- Culturally relevant- Answer questions youth are asking
- Biblically sound
- Effective use of illustrations- young people love stories, illustrations, drama, and music.

APPENDIX B

[young adult ministry articles]

5 Ways to get Young Adults to Leave Your Church

(http://momentum.ag.org/yamagazine/article.cfm?targetBay=2bf67eb7-7550-4288-9bde-18d12368218c&ModID=2&Process=DisplayArticle&RSS_RSSContentID=26755&RSS_OriginatingChannelID=1277&RSS_OriginatingRSSFeedID=5184&RSS_Source=)

1. Tell them how they should feel

Young adults need to think through difficult issues, not be spoon fed the answers. If you want young adults to flee your church, I encourage you to not allow them to process their feelings, but to rather tell them exactly how they should think and feel about what concerns them. If you really want them to never come back, let them know that how they feel is wrong and unbiblical. You may even want to throw an out of context Bible verse at them...they really hate that.

2. Be unprepared to handle deep theological discussions

Young adults are often interested in discussing the complexities of our faith, especially those who have at least a bit of a background in church. Because young adults want to be defined by who they are and not what they do, they have a healthy craving to discover the nature of God while seeing themselves through the lenses of scripture. Dismiss every longing for deep theology with a soft serve presentation of 'how-to' pragmatics and I guarantee that young adults will no longer be interested.

3. Have an agenda

One of the best ways to get young adults out of your church is to meet with them while having an agenda. Young adults are very perceptive so you don't even need to be obvious about this. Call that great 25 year old guitar player for the sole purpose of asking him to play on the worship team Sunday morning. By all means, don't be interested in him, just be interested in what he can do for you.

4. Be dishonest

Young adults place a high value on honesty and bluntness. They will know you love them when you can gracefully be straight forward and honest with them. If you want to completely fail with young adults, I strongly encourage you to be unwilling to have difficult and honest conversations with them. They need and want someone to be straight forward with them about their spiritual journey. If you are reluctant to go down that road with them in a loving, yet confrontational way, they will feel unchallenged and unloved.

5. Be uneducated and disinterested about social issues

Young adults want to make a difference in this world and want to make a difference now. They know about the pain and suffering taking place in this world and truly believe that they can do something about it. If your church is doing nothing about poverty, human trafficking, orphans, widows, and other social issues...your church is completely irrelevant. A young adult couldn't care less about a church that doesn't care. While you complain about young adults leaving, they are giving their time to help restore the broken things in this world.

STARTING A YOUNG ADULT MINISTRY

(ADAPTED FROM WWW.GOARCH.ORG)

The young adult period is full of transitions. Transitions occur from high school to college/university, college/university to career, single life to married life, dependence to independence. With all of the new demands in the young adult's life, it is an important time for him/her to be actively involved in the life of the Church. Often times just the opposite occurs. Church is replaced with school, careers, relationships, and money. Therefore, Young Adult Ministry should strive to keep the young adult involved in the life of the church, and also to reintroduce the church to those young adults whose lives have taken them away. Young adults benefit from each other's differing perspectives that result from their different stages in life. It is equally important to remember that they also have different needs. Striking a balance between integrating the different young adults while still meeting their individual needs is the challenge.

SUBSETS

University/College Age (18-25)

The transition from high school students to young adults is often filled with trial and error. As high school graduates, new young adults are faced with many decisions concerning education, money, morality, and other issues that come with newfound independence. Some go to universities/colleges, others go to work. They are meeting new people and faced with many different ideas and beliefs. Although this group of young adults have reached a new level of independence from their families, often times they are still financially dependent upon their parents. These individuals are very much adults, but often are not treated like it. Many have left their homes for the first time and are living at school or away. Often times university students are not on a campus with an established Church nearby or a Spiritual Structure (e.g. The Journey). There are dozens of other denominations and faiths willing to make them their own. As they wind up their university/college years, they face more transitions. Where will they live? What will they do? How will they pay for things?

Career Age (25-35)

At this age, careers can overwhelm a young adult's life, leaving him/her little time for anything else. This can also be a period where they have financial resources but have limited time to use them. They are settling into adult-life with all the responsibilities of financial stresses and the decisions that usually accompany them. Many of the issues facing this group differ from those of the university/college-age young adults. While university/college young adults are exploring their lives, career age young adults are searching to settle their lives. They are trying to find balance between Church, work, family and friends.

Married Young Adults

Often times we forget Young Adult Ministry includes not only single young adults, but married young adults as well. There are many issues newly married couples face, especially as they begin a family. It is important for them as individuals, as a couple, and as a family, to continue in their spiritual growth for the good of their marriage and family.

Single with Children

The reality of today is there may be and very well are single parents attending the church. Their children may live with them or reside back home in the village with an aunt or grandmother. These single parents should not be rejected from the young adult ministry but rather welcomed with the love and grace of God. They have walked a difficult journey and need the truth of God's word. They desire to hope in the God who works all things together for our good.

MINISTRY ACTIVITIES

Young Adult Ministry activities should be dynamic and engaging, so that everyone looks forward to attending. A primary goal of all gatherings is to create an atmosphere where familiarity can develop. Familiarity is most important in creating a setting for trust, sharing, and cultivation of the spiritual life of each member. Begin and end all activities with prayer. This will lay the perfect foundation on which to build your ministry. Take 10-15 minutes at the end of any gathering to review business matters. From time to time, especially when there are new members, plan

icebreakers for the group. Offering snacks and refreshments is a nice idea for all activities. Rotate the responsibility of bringing simple snacks for each gathering so that the burden doesn't fall on one or two people. Young Adult Ministry represents the established Christian Faith. Therefore, the activities selected should reflect and promote established Christian values and morals. It is recommended that young adults gather together at least once a month, and if possible, plan an additional activity in addition to the regular meeting.

When planning these activities, special attention should be paid to the Church calendar, making sure the activities do not conflict other church, district, and national events. Consult with the pastor when selecting dates for all activities. Young Adult Ministry activities can take on many different forms depending on the needs of the group. Some examples include:

- ❖ Bible Study
- ❖ Discussion Groups
- ❖ Book Club
- ❖ After Work Coffee or Dinner Gatherings
- ❖ Sunday Lunch

Retreats

Retreats are a good way to heighten fellowship and to begin living and learning the established Faith. While serving as significant tools in enlightening lives, retreats set aside a special time for a change of pace, fellowship, reflection, growth, and bonding as a community of faith. Retreat themes need to be relevant and challenging to the group. A Young Adult Ministry should have retreats at least once a year. These can be coordinated on a local, zonal or district level.

Service and Witness

Young adults can learn to be stewards and witnesses of their faith by giving their time, talents and treasures. It is critical that this be part of the ministry, and recommended that young adults participant in at least two service projects a year. Service projects can be short term, such as packing school kits for children in impoverished communities or more long term, like collecting and serving food at a

local shelter monthly. There are so many opportunities to learn about giving and witnessing our faith.

Conferences

Conferences can be a fun way to gather young adults together for a few days in order to grow as established Christians in worship, fellowship, service and witness. While retreats depart from this world to focus inward, conferences integrate the same aspect through the lens of our contemporary society, a more outward focus. Planning a conference takes more time than planning a retreat.

Fellowship Activities

Fellowship activities are a great way to build unity in a young adult group. Do not underestimate the power of spending time together during social gatherings; these are the activities that are going to build community within the group. At these social activities, you may get young adults that have not been to church in a long time. Through fellowship with other Christians, they may become more involved in Young Adult Ministry and the spiritual life of the Church. Some fun activities would be: going to a movie, lunch, a ball game, hiking, bowling, day trip, etc.

Athletics

Athletics also provide a great opportunity for fellowship. Athletics can enhance fellowship by developing the idea of healthy competition. If there is a Young Adult Ministry sponsored team, most of those involved should be participants of the Young Adult Ministry, but this can also be a way to evangelize. An unsaved young adult may come to a soccer game, but not a Bible Study. Try to always pray before or after games and include a short devotion to encourage all the players.

Inter-Denominational Activities

Our faith reaches far beyond our culture. It is recommended to plan activities and events with young adults from various Christian denominations. Attending services at other churches with the group can help emphasize the oneness of the faith. If the ministry does not have many participants, have your Pastor call another local Church in the region to get together.

POLICY GUIDELINES

Starting a Young Adult Ministry where one has not existed before is a difficult but worthwhile task. Through the guidance of the local pastor, organize a small committee of interested young adults. This group should be diverse in its makeup but united in its mission, gathering initially to plan the first activity, and meeting regularly thereafter to determine goals as well as consider the needs of the ministry.

NEEDS ASSESSMENT

It is important to take an inventory of your community and the young adults in it.

Consider the following as you begin to develop your Young Adult Ministry:

- What is currently happening with the ministry at our local assembly?
- How are young adults involved in the life of the church?
- What is the make-up of our young adult population?
- What is the history of Young Adult Ministry in our local assembly?
- Do we have a local college/university nearby? If yes... Is there a campus ministry (The Journey) organized?
- How do these college/university students participate in the life of the local assembly?
- What do we want for our young adult program?
- How many young adults could we potentially serve?
- What is the population we are looking at?
- Who do we know that meets this criterion?
- Which other members of the community fit into the target population?
- Who knows them?
- How do we find the unknown?
- What resources and strengths do our local assembly and young adults possess that will help this ministry?
- What barriers do we face?
- What are these young adults already involved in that might conflict with this ministry's activities?
- Who are the important people to have involved in the ministry?
- What do the young adults want from this ministry?

By understanding your needs and resources, you can properly determine the goals for your Young Adult Ministry. A good formula to follow is:

$$\text{Needs} + \text{Resources} = \text{GOALS}$$

GOALS AND PLANS

After completing the assessment of your local assembly community, develop some preliminary goals for the Young Adult Ministry. Be realistic and start small—you can build from there. Consider the following questions using information from your Needs Assessment.

- What purpose will this ministry serve?
- How will we meet this purpose? (meetings, activities, etc.)
- What resources are available to support the purpose of the ministry?
- When is the best time to hold activities?
- What do we want to do for our initial activity?
- What will be the different roles and responsibilities of people involved?
- How will we communicate activities?
- How will we plan activities?
- What obstacles might we encounter?

Often times in church ministry, we fail to take the necessary time to plan. Planning may take extra work initially but it saves time in the long run. The most successful church programs plan ahead not just by one week or one month, but a whole year in advance. Sit down with your Young Adult Ministry Team and take the time to outline and set goals each year.

PUBLICITY

Organize a list of potential young adults. To compile this list, look through the local assembly directory. Send an introductory letter to all of these young adults letting them know about the formation of a Young Adult Ministry. Send an invitation to the first activity and follow up with a phone call or personal e-mail from the planning committee. Recruit others in the community to assist in the personal contact so that the burden does not fall on one person. Make sure to also list the activity in your local assembly weekly and monthly bulletin.

As your group grows, arrange for different young adults to call others about meetings. It is not necessary to call everyone all the time—but it is important to call new participants or those who don't come as frequently. Whatsapp is a quick way to send out meeting notices and quick reminders. This service is invaluable, as it lets you know who has responded and who hasn't even opened the e-mail. Your group will grow over time through consistent communication.

INITIAL ACTIVITY

The initial activity should be an activity indicated by the Needs Assessment as something young adults like to do. The purpose of this activity is not only fellowship, but also to build interest—start off with a bang. The activity should be free, and having food is always a good idea. At the end of the activity, take 10 minutes to go over what the plans are for Young Adult Ministry and get input from the young adults present. People support what they create, so really listen to what the young adults tell you. Have a flyer for the next meeting ready to hand out at this time. Make sure to gather everyone's email address and contact information. It will likely take a few activities to get the desired attendance; be patient and don't become discouraged.

YEARLY MAINTENANCE

Participation in Young Adult Ministry will vary from year to year. Special efforts should be made to keep the ministry vibrant and healthy. When it is evident that a certain individual is not participating in the ministry, a special effort should be made to reach out to the young adult in order to bring the back to the group. Always consult with your pastor first, as he may be aware of sensitive situations that may be preventing the young adult's participation.

Other Considerations

- **Annual Events** - When something works well, make it an annual event. It gives the young adults something to anticipate.
- **Consistency** - Be consistent! This will build your ministry. Hold meetings at the same time each month.

- **Record and Review** - Make sure to document every young adult gathering's date, time and location. Review what went well and what did not at the end of each meeting and activity. Keep receipts for records. This will make future planning much easier.
- **Costs** - Be careful of the cost when planning young adult gatherings. No young adult should ever feel excluded because an activity is too expensive. If you have an outing that is a little more expensive than others, find a discreet way to make arrangements for the young adult who may be experiencing financial difficulty to participate. A group fundraiser is always good in this instance.

APPENDIX C

[christ ambassador resources]

What is a CA?

Christ Ambassadors is a call to students to become ambassadors for Christ or missionaries to their school by making the following five commitments:

1. The PRAY Commitment

As a CA, I will daily pray for...

- My friends. (Colossians 4:2,3; 2 Thessalonians 3:1)
- My teachers and school administration (1 Timothy 2:1,2)
- "That none should perish, but all come to repentance." (John 3:16)

2. The LIVE Commitment

As a CA, I will daily live Christ's example by...

- Living Matthew 25:35-40
- Reading, studying, and memorizing the Word of God (Matthew 4:4)
- Spending time in personal prayer

3. The TELL Commitment

As a CA, I will...

- Create a list of friends to share Christ with. (Matthew 28:18-20)
- Pray for my friends daily.
- Learn and share the GOSPEL TRUTH so God can use me to lead my friends to a saving knowledge of Jesus Christ. (1 Peter 3:15; Colossians 4:6).
- Live 1 John 3:18, "Dear children, do not love with word or tongue, but with action and in truth."

4. The SERVE Commitment

As a CA, I will serve God by...

- Starting or participating in school ministry through Bible studies, prayer groups, and school service projects. (Hebrews 10:24, 25)
- Encouraging other Christians to set the standard for Christian living.

5. The GIVE Commitment

As a CA, I will give...

- My finances—in support of my local church in missions projects and Plant-to-Harvest (PTH).
- My time—in support of my local church mission (work) projects and Plant-to-Harvest (PTH) mission (work) projects.

HOW TO IMPLEMENT IN YOUR LOCAL CHURCH:

1. Challenge Youth

Begin by challenging students/learners to impact their school with the Gospel.

- Preach a message showing teens the need for school ministry
- Give an opportunity for students to commit to become an ambassador for Christ.

2. Provide A Christ Ambassadors Orientation

After youth commit to become a CA, have a date already established in which you can meet with CA candidates. This meeting will be an introduction to the five commitments of a CA. You will need to do the following:

- Have a date and time for the meeting
- Send a reminder regarding the meeting
- Make copies of any resources you want to include from these resources

3. Train your Christ Ambassadors

Begin training your potential ambassadors (missionaries). This will involve equipping of students for effective school ministry. Topics to cover should include:

- How to share your faith
- How to start and lead a school Bible study
- How to live a godly life at school
- How to pray for your school
- Other relevant topics

****If you need help, ask your youth director.**

4. Commission Your Christ Ambassadors

Once students have proven their understanding of the work of a CA and have proven themselves spiritually, it's time to commission them as Christ's ambassadors to their school. The following should take place:

- Have a special commission time in a service (preferably a Sunday service) involving the entire congregation
- In the service share what the students have committed to as CA's.
- Have the parents of each student stand behind them in support and prayer for the ministry their student is pursuing.
- Have the pastors and elders pray over each student commissioning them to the schools as ambassadors (missionaries).

If your pastor is open to the idea of you or him preaching a message on school ministry, this will only enhance and strengthen what you are trying to accomplish. Take the opportunity if it avails itself.

5. Meet Regularly with Your Students

After commissioning your students, meet once per month with them for continued encouragement, training, and prayer. In addition, each student should turn in the monthly CA report. This will help maintain a strong level of accountability.

As the youth leader, you are the fan to keep the fire burning.

5 Friend Focus

I am committed to seeing

(5 names)

become followers of Jesus.

So they can see Jesus in me, I will

- pray daily,
- live in the Spirit and in the Word,
- tell others about Jesus,
- serve, and
- give generously.



5 Habits of a Christ Ambassador

PRAY

Talk to God conversationally about your Five-Friend Focus. Pray daily for principals, teachers, staff, coaches, and the rest of your school.

"The prayer of a righteous man is powerful and effective" (James 5:16, NIV).

LIVE

Be like Jesus. Live in the Spirit and in the Word.

"Be careful how you live among your unbelieving neighbors. Even if they accuse you of doing wrong, they will see your honorable behavior, and they will believe and give honor to God when he comes to judge the world" (1 Peter 2:12, NLT).

TELL

Share your story of faith with friends who don't know Jesus.

"But in your hearts set apart Christ as Lord. Always be prepared to give an answer to everyone who asks you to give the reason for the hope that you have. But do this with gentleness and respect" (1 Peter 3:15, NIV).

SERVE

Start or join a spiritual organization and look for ways to serve your school.

"...whoever wants to become great among you must be your servant, and whoever wants to be first must be your slave—just as the Son of Man did not come to be served, but to serve, and to give his life as a ransom for many" (Matthew 20:26-28, NIV).

GIVE

Consistently be generous with your time, money, and abilities to support your church and its mission projects.

"Remember this: Whoever sows sparingly will also reap sparingly, and whoever sows generously will also reap generously. Each man should give what he has decided in his heart to give, not reluctantly or under compulsion, for God loves a cheerful giver" (2 Corinthians 9:6,7, NIV).

Christ Ambassadors are students who will pray, live, tell, serve, and give so their friends at school can become followers of Jesus.

Preparing Yourself for School Ministry

If your life is going to have an impact on your school, your priorities must be God's priorities. Write out your past priorities and your new God priorities.

Past Priorities

God Priorities

List the Christian students at your school with whom you share your dream for reaching your school for Christ. "Though one may be overpowered, two can defend themselves. A chord of three strands is not quickly broken" (Ecclesiastes 4:12, NIV).

<hr/>	<hr/>	<hr/>	<hr/>
<hr/>	<hr/>	<hr/>	<hr/>
<hr/>	<hr/>	<hr/>	<hr/>
<hr/>	<hr/>	<hr/>	<hr/>
<hr/>	<hr/>	<hr/>	<hr/>
<hr/>	<hr/>	<hr/>	<hr/>
<hr/>	<hr/>	<hr/>	<hr/>
<hr/>	<hr/>	<hr/>	<hr/>
<hr/>	<hr/>	<hr/>	<hr/>

List ten ways you can work with your friends to make an impact for Christ at your school this year.

1.

2.

3.

4.

5.

6.

7.

8.

9.

10.

These are things that God wants to do in your life and in your school that will only happen through prayer. If your school is going to be touched by the power of God this year, it will be because you and others committed your lives to prayer.

List ways you can most effectively pray for your school.

Because seeing my friends and classmates come to Christ is a high priority, I am going to spend at least _____ minutes each day praying for my school.

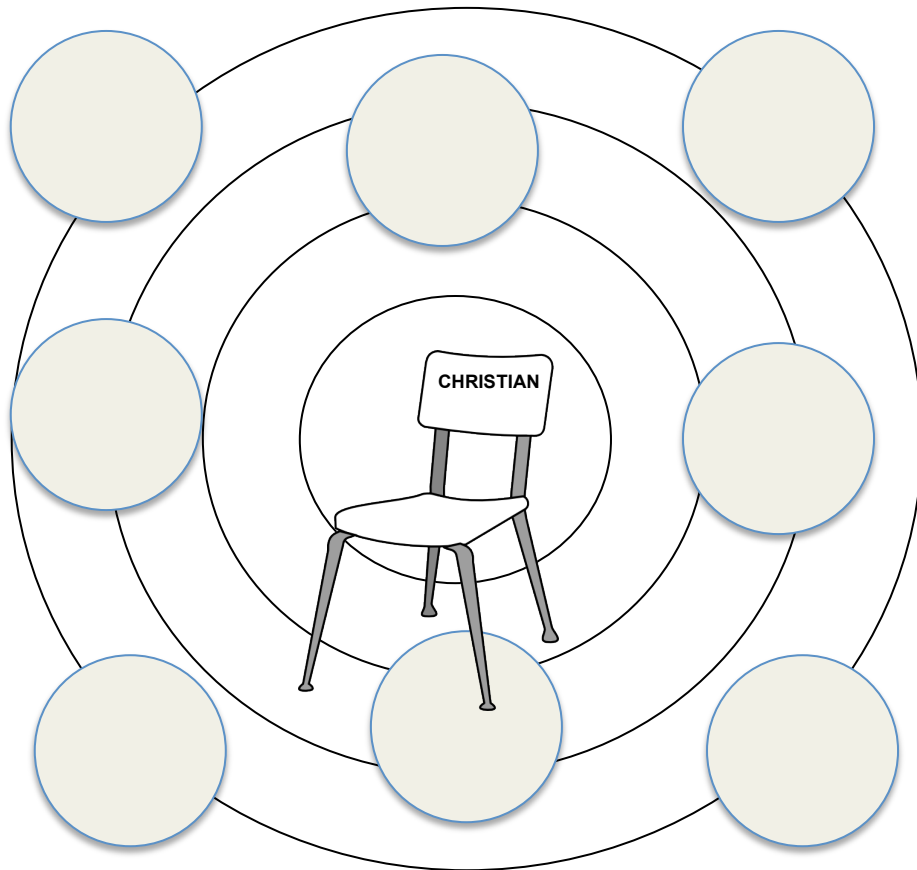
- _____ To make a positive identification with Christ at my school.
- _____ To spend extra time in prayer each morning for God's guidance in witnessing opportunities.
- _____ To look for opportunities to share Jesus daily.
- _____ To live so that others can see Jesus.
- _____ To use extracurricular involvements as an opportunity to share Christ (sports, music, student government, etc).
- _____ To invite friends to my church or youth group ministry.
- _____ To carry my Bible at school.
- _____ To focus my attention, not only on students, but also on teachers and the administration.
- _____ To start or attend a Bible study at my school.
- _____ To put others first.

Prayer Requests:

- For my Five-Friend Focus
- For open doors for ministry at my school
- For Christians at my school to **pray, live, tell, serve, and give.**
- For school leaders, students, principals, teachers, staff, and coaches.
- For Bible Studies to begin and/or grow at my school
- For me to be able to share Jesus with someone today
- For me to love others
- That God would help me to use my skills for His glory

My CLASSROOM...

My MISSION



You are influencing people even when you don't realize it.

If you're not living for God at school, you're not living for God. If you want to reach your classmates daily: PRAY, LIVE, TELL SERVE, GIVE.

Fill one of these out for every class. As you write the names of students who sit around you, focus on your mission!

COMMISSIONING SERVICE



At the beginning of a new school year, commission students to be Christ Ambassadors to their schools in an official ceremony at the church.

The person who commissions the students will read the following questions, and in unison, the students respond “I will.”

1. Will you pray daily for a passion for lost souls and for their hearts to become softened to the message of hope?
2. Will you live your life as an example of Jesus Christ so that the world will see Christ through you?
3. Will you actively place yourself around those who are in need of Christ with the express purpose of drawing them to the Father and telling them the good news?
4. Will you pray for and take opportunities to share Christ?
5. Will you seek opportunities to serve your church, community, and school?
6. Will you give of both your time and finances to your church, local, national, and international mission efforts?

If you have said “I will” to each of these questions, then we now commission you to be missionaries sent out by (name of your church) to reach schools, neighborhoods, and students in our community.

Adults, today we are asking to pray daily and lay your hands and your mantle, as Elijah did for Elisha in 2 Kings 2, on them and to pray for a double portion of God’s Spirit to fall on them.

SUGGESTION

Have the senior pastor come up and pray the prayer of commission and give the students something a certificate of remembrance. If finances allow you might also give each student a candle to serve as a reminder of his/her commitment to be a light at school. For a very fancy ceremony, you might also place yellow chords as a mantle upon each commissioned missionary or Christ Ambassador to their school.



CHRIST AMBASSADOR

This certifies that

***is officially appointed as
an ambassador of Christ to***

(name of the school)

on this day of _____

(date of appointment)

***pray
live
tell
serve
give***



PASTOR

PRAYER STRATEGIES

www.campusmissions.com

Prayer Strategies

Student Prayer—Why pray for the school?



One of the true keys to effective evangelism is prayer. Jesus said, “No one can come to me unless the Father who sent me draws him...” (John 6:44, NIV).

It is not our great presentations that draw people to Christ. It is the power of the Holy Spirit taking the message of Jesus and convincing people of its validity. The Holy Spirit moves in a person’s heart in response to the prayers of Christians.

Paul wrote to Timothy urging him to place an emphasis on prayer. The reason for this emphasis on prayer is that God wants to save people. “I urge, then, first of all, that requests, prayers, intercession and thanksgiving be made for everyone—for kings and all those in authority, that we may live peaceful and quiet lives in all godliness and holiness. This is good, and pleases God our Savior, who wants all men to be saved and to come to a knowledge of the truth” (1 Timothy 2:1-4, NIV; emphasis added).

When Jesus saw the multitudes of people whose lives were being destroyed and had no hope, He had one request—“Ask the Lord of the harvest, therefore, to send out workers into his harvest field” (Matthew 9:38, NIV).

Larry J. Michael expressed this concept effectively when he said, “Prayer is the powerful force which unleashes the Holy Spirit in our efforts at sharing the gospel. No significant revival has occurred in the history of the church without prayer. No breakthroughs in reaching youth will come without a commitment to ongoing, consistent prayer to our Lord for the effectiveness of his witness through our lives.”

Pray for your school so your friends can become followers of Jesus.

School Prayer Movement

Join the School Prayer Movement by becoming a Prayer Partner. Prayer Partners commit to pray for students, schools, teachers, and administrators at a particular school.

Prayer Partners are:

- **Adults** who adopt a school(s) by committing to pray for its students, faculty, and administrators when they drive through a school zone, transforming it into a “prayer zone.” They also agree to pray for certain schools in their community on a regular basis.
- **Students** who commit to pray on a regular basis for their school while at school, at home, walking around the school, or even driving by the school.

School Prayer Strategies

Here are some effective prayer strategies to use. Don't limit yourself to just one strategy. Incorporate as many as you can.

- *Private Prayer:* Devote some time each day to pray for your school and your unsaved friends.
- *Student Prayer Partner:* Join with another Christ Ambassador or Christian friend who will pray with you for your school and the unsaved friends who are on your prayer list. You may want to consider meeting together once or twice a week at school, home, church, or another location to pray together for a brief period of time.
- *Adult Prayer Partner:* Ask a Christian adult at your church to become your prayer partner for your school. You could meet with them for a few minutes each Sunday at the church and have them pray with you for your school and unsaved friends.
- *Prayer Walk:* Do an occasional prayer walk around your school. (Yes, pray with your eyes open.) On-site praying puts you at the very place where you want God to answer your prayers. In the Bible the Book of Joshua records how God's people walked around the walls of Jericho. That walk was a demonstration of their faith that God was going to act on their behalf. Your prayer walk around your school is a demonstration of your faith—you believe that God is going to do something significant at your school.
- *Classroom Praying:* This is not asking the teacher if you can open the class in prayer. Choose a desk or chair in the room that is not on the side, front or back rows. This way you will have at least eight people around you. During class pray a quick silent prayer for each of the students who are around you.
- *Yearbook Praying:* If your school does an annual yearbook, use the yearbook to systematically pray for your classmates during the course of the school year. This puts a name and a face to your prayers.

School Prayer Guide

Here are some specific things you can include in your prayer focus:

1. *Pray for your fellow students.* You and your Christian friends are in the most strategic position to reach the school with the message of the gospel.

Pray:

- For the salvation of students at your school.
- That God would raise up more "Christ Ambassadors" at your school.
- For the safety of the students at your school.
- For God's anointing on the CA Group at school.

- For the distribution of gospel literature.
- That everyone at your school may hear a clear presentation of the gospel.
- That Jesus will be glorified.

2. *Pray for your school's leaders.* School boards, principals, teachers, and counselors are in key positions to influence the school.

Pray:

- For the salvation of administrators, teachers, and staff.
- That God would give wisdom to the school administrators, teachers, and counselors.
- For the school board and superintendent of the school district.
- For school staff, teacher assistants, cooks, bus drivers, and maintenance personnel.
- That the weekly CA Bible Studies will be used to reach the school.
- For Christian teachers, administrators, and local Christian education associations.

Prayer Strategies

School Prayers Based on Scripture

Use the following Scripture-based prayers to assist you during your school prayer time.

Lord, You said I can pray a blessing on the land and that past troubles will be forgotten and hidden from Your eyes. I pray a blessing on this land and school. Bring a cleansing of our past troubles and difficulties (Isaiah 65:16).

God, be gracious to this school. Bless it, and make Your face shine upon it. May Your salvation be revealed to those who attend this school (Psalm 67:1,2).

It is from Your grace we have all received one blessing after another; send Your blessings upon the administrators, teachers, and students in this school (John 1:16).

Lord, look down from heaven, Your holy dwelling place, and bless these students and this land (Deuteronomy 26:15).

I am to bless those who curse me and pray for those mistreat me. Because Christians are often misunderstood and persecuted at school, I pray blessing on those who have brought so much hurt to Your name and to Your people (Luke 6:28).

Lord, bless this school. May Your face shine upon the students and teachers and be gracious to them. May You turn Your face toward this school and bring peace (Numbers 6:24-26).

Lord, You bless the righteous; You surround them with Your favor as with a shield. I ask that You bless the Christians at this school; surround them with Your favor. May Your favor and blessing flow from them to others who may not know You (Psalm 5:12).

FINDING A COACH (MENTOR)

1. Why do I need a coach? (See Ecclesiastes 4:9-12)

David would never have been the king he was supposed to be without the guidance of Samuel, just as Timothy would have struggled without the encouragement of Paul. The wisdom of a coach will help you accomplish your goals by providing insight, wisdom, encouragement, and creativity. You will face struggles as a CA, and a coach can use his/her experience to help you get through them. It is as simple as that.

2. What do I look for in a coach?

- Faithfulness—The key is to find a Christian coach who will help you seek God, develop your gifts, and build the Kingdom.
- Availability—After finding a godly example, you need to find someone who has the time to dedicate to being a coach. Not a lot of time is required, but the time given must be consistent.
- Willingness—Finally, you simply need to find a coach who is willing to coach you and willing to commit to one school year.

3. How do I ask someone to be a coach?

Remember, you have not because you ask not (James 4:2). Though this may seem to be the most difficult step, it is actually the most exciting. It is the start of a coaching relationship.

- Share your goals.
- Share your need for help, encouragement, and accountability.
- Provide the individual with “How to Coach a CA.”
- Ask him/her to consider being your coach.
- Allow the individual to have some time to consider the request. Set a date for when they should get back in touch with you.

Methods: Keep in mind that the best way to make this request is face to face. However, you can also request this via the phone, e-mail, or your youth leader. If you do not ask them face to face, you will want to make sure that they receive the “How to Coach a CA” sheet prior to their making a decision. It is okay to make the request and notify them that they will be receiving the sheet soon.

4. How do I be coached?

- Be willing to have someone speak honestly to you.
- Accept both the compliments and the constructive criticism.
- Confess your struggles and ask for advice.
- Respond to a coach’s suggestions as a learner, not as an expert.
- Trust that they have your best interests in mind.

HOW TO COACH (MENTOR) A CHRIST AMBASSADOR? ...Well, it's time to count the cost.

Commitment

One school year...a weekly connection

MAX: Face-to-face once a week

MIN: Phone or e-mail contact once a week

Considerations

Do I have the time to be a coach?

Though the time is not extensive, the commitment to consistency is imperative.

Does my lifestyle reflect that of a coach?

This is not about perfection as much as it is about sincerity. Do you value your Christianity as the most important thing in life?

Content

Encouraging without pacifying

You want to give hope and let the campus missionary know he/she is on the right track. However, you don't want to make them complacent if their efforts are lazy or less than sincere.

Empowering without enabling

You want to offer creativity, provoke thought, and help the Christ ambassador problem solve. However, you don't want to answer all the questions or rescue the student from every problem. Sometimes working through the problems is what makes a student excel and learn the most.

Challenging without condemning

Sometimes the hardest part about being a coach is pushing your campus missionary to be all he/she can be. Show the student he/she can do more than he/she first thought, without quenching his/her spirit or making the Christ ambassador feel inadequate. You will see potential when the student only sees past accomplishments.

Helping the Christ Ambassador see his/her potential is the task of a coach.

Holding the CA accountable

A core responsibility of a coach is to ensure the student has the values of a campus missionary: pray, live, tell, serve, give.

Continuing

The decision to continue for another year or to pass on the baton to another coach is an important decision. The relationship formed is important to the youth. You can't just drop and leave. There needs to be a planned time to process the year, affirm the youth, and possibly even assist in passing on the baton.

MEET WEEKLY

Meet with all your Christ Ambassadors for a short time each week to see how they are doing, if they need any help, and to encourage them. Meet as a small group 30 minutes before youth service or at any other convenient time.

Use the 5/5/5 strategy:

- During the first five minutes, talk about the successes and failures of being a CA.
- For the next five minutes, encourage the CAs concerning one of the five habits or one of the resources available to help them.
- Spend the last five minutes praying for each other. Have the students who had a good week pray for the ones who are struggling.

The weekly meeting should focus on encouragement and accountability. This is not boot camp.

APPENDIX D

[university specific resources]

WHY THE JOURNEY?

*The Journey at university campuses partners with
the Global Student Movement & Chi Alpha USA*

vision statement

We are a Spirit-empowered, diverse community of believers on university campuses, declaring in word and lifestyle our faith in Jesus Christ, equipped to fulfill our purpose in God's global plan.

mission statement

We reconcile students to Christ, equipping them through spirit-filled communities of prayer, worship, fellowship, discipleship and mission to transform the university, the marketplace and the world.

why reach university students?

To connect with individuals who would not otherwise encounter a Biblical message of Jesus Christ. A high percentage of those deciding to become followers of Christ through the efforts of students and leaders in The Journey have had no previous exposure to the Gospel of Jesus or a Christian church.

To impact our world's most influential institution, the college and university campus. The social, scientific, and spiritual theories of today's campuses will become the accepted norm for tomorrow's grade schools, businesses and television programs. What South Africa is and what it will become is directly related to what happens on its university campuses. As a nation's campuses go, so goes the future of the nation.

To reach the international students studying in South Africa. Historically, we see an increase in the blessing of God when we focus on reaching the peoples of the world. George Barna says international student ministry is an "opportunity of a lifetime." International students speak English, want to make friends, and want to learn about our culture and our religion. These students are at our doorstep.

To protect the investment that the Church has made in our youth. An education at a Bible or Christian College is a great choice for many students. However, a significantly higher number of Christian youth will attend a secular college or university. The Church invests too much time, money and prayer in its youth to not protect and empower that investment during the critical transitions from home to campus and the campus to the marketplace.

THINGS TO CONSIDER WHEN REGISTERING WITH THE UNIVERSITY

The University will most likely require the following:

- The Journey Constitution
- Plan of Action or Year Plan & Budget
- Signatures of at least 30 active students with copies of their proof of registration
- 3-10 Committee Members
- Completed Application & possible application fee

If you are a leader and not a student, you cannot start a ministry on the university without students. Pray! Pray! Pray that God will open the doors to connect with students who will be your core group! The best place to start is by talking with local IAG pastors and asking them for students who already attend their churches. If you can get at least 3-5 students then they will have friends on campus to make up the 30 needed to form a structure.

Once you become a spiritual structure, you will be given an ENTITY number by the university. It serves somewhat like a bank account number from within the university's own accounting. You will use this number when making room reservations and requesting funds.

Many universities will allocate funds for spiritual structures. Some will not give anything the first year, but will begin the second year (e.g. TUT will give R3000 the second year but nothing the first. Others will give the first year as well (e.g. Univ. of Jo'Burg will give R3000 the first year and R6000 the second). These funds have to be requested with proper paperwork by the student committee members. Then the administration will approve or reject the expenditure.

When requesting a room, students on the structure will need to fill out the appropriate form and submit it before the deadline. This will most likely be a week or two before your event....so do not procrastinate or you won't have a room!

If a room is not available, don't be afraid to meet at a picnic table, under a shady tree, or simply do a prayer walk on campus. Being visible on campus and meeting with students weekly is essential to longevity.

EVANGELISM SURVEY TOOL: Allow students to answer without correcting them. At the end of the survey, you can explain what it really means to be born again—being sensitive to the Holy Spirit.

1. Do you believe that abortion is acceptable? YES NO Other:
2. Do you believe drinking alcohol is acceptable? YES NO Other:
3. Do you believe sex outside of marriage is acceptable? YES NO Other:
4. Do you believe homosexuality is acceptable? YES NO Other:
5. Do you believe Jesus is the Son of God? YES NO Other:
6. Do you believe the following things agree with the teachings of Jesus?

Abortion?	YES	NO	Drinking Alcohol?	YES	NO
Sex Outside of marriage?	YES	NO	Homosexuality?	YES	NO
7. Do you believe the Bible is the Word of God? YES NO
8. Do you believe there is a Heaven? YES NO
9. Do you believe there is a Hell? YES NO
10. Do you believe there is a devil? YES NO
11. How often do you read the Bible?
DAILY WEEKLY OCCASSIONALLY HARDLY EVER NEVER
12. Is the book of Romans in the Old or New Testament in the Bible? OLD NEW
13. Who was Elijah? DISCIPLE KING GREEK PHILOSOPHER NONE OF THE ABOVE
14. Can you name two people who walked on water in the Bible?
15. How often do you pray?
DAILY WEEKLY OCCASSIONALLY HARDLY EVER NEVER
16. How often do you attend church?
1/WEEK 2+/WEEK OCCASIONALLY HARDLY EVER NEVER
17. Where do you attend church?
18. If you died today, do you know for sure where you would spend eternity? YES NO
If so, where? HEAVEN HELL ELSEWHERE DON'T KNOW
From 0-100% how sure are you?
19. If someone asked you how to get to Heaven, what would you tell them?
20. How would you rate your relationship with Jesus on a scale of 1-10? 1 2 3 4 5 6 7 8 9 10
21. Has your relationship with Jesus grown stronger or weaker in the last year?
22. In John 3:3, Jesus says "Unless a man is born again he shall never see the Kingdom of Heaven."
What do you think this means?
23. In Revelations 3:16 God says, "Because you are lukewarm—neither hot nor cold—I am about to spit you out of my mouth." What do you think this means?
24. Do you have any prayer requests?

THE JOURNEY
BUDGET ESTIMATE & YEAR PLAN

20__ ESTIMATED INCOME R12,000

- University sponsorship (R3000-6000)
- Contributions from students (R500)
- International Assemblies of God support (R3000)
- Students help pay a percentage of their own registration for Youth Summit (R2000)
- Alumni contributions (1000)
- Registration from events (R500)

20__ ESTIMATED EXPENSE R11,600

- Registration & transport for the National Youth Summit
 - 4 Committee members at R1300 each = R5200
- Mission Trip
 - 4 Committee members at R600 each = R2400
- Office expense/Air-time/copies R500
- Banners/Tshirts R3000
- Transport R1000

YEAR PLAN

- Meet once a week for a worship service
- Meet once a week as small groups or “missional communities” for Bible Study & prayer
- Each semester host one big evangelism event
- National Youth Leadership Summit (second weekend of July)
- In August, host USA University Ministry Team
- September Mission Trip
- Partner with a local IAG church in outreach to the community (i.e., homeless ministry, after school children’s program, etc.)

Dear Sir/Madam,

With this letter I hereby would like to express our motivation for the spiritual structure of The Journey to be formed at the Tshwane University of Technology (TUT).

The Journey represents students primarily from the International Assemblies of God (IAG) churches in South Africa. Though we welcome any student to participate with The Journey, the Bible doctrines taught will remain that of the IAG to keep the integrity of teachings for members of our churches. Many students from the IAG have found themselves on campus without a spiritual structure to belong to. It is our desire to help these students maintain their faith while at university. It is also our hope to reach students who have made wrong choices or simply need a community of believers to belong to on their journey at university.

Overall our main motivation or mission is to reconcile students to Christ, equipping them through spirit-filled communities of prayer, worship, fellowship, discipleship and mission to transform the university, the marketplace and the world.

We seek to help students on their journey to an authentic relationship with Jesus Christ through the 5-fold approach of:

1. Prayer...Communication with God.
2. Worship...Expressions of thanks through word, music, and service.
3. Fellowship...Community of students developing quality relationships.
4. Discipleship...Learning about Jesus and following His example.
5. Witness...Living a life that reflects our relationship with God in what we say and do.

The Journey is affiliated with "Chi Alpha" (www.chialpha.com), which is a vibrant university ministry that began in the USA and is now all over the world as the Global Student Movement. In partnership together, mission teams from the USA will be able to occasionally visit our TUT campuses and assist in training and reaching students. This is a great opportunity for TUT students to be introduced to other cultures, resources and ideas. Chi Alpha already has a presence at University of Pretoria, University of KZN, and Rhodes University.

We desire to work in partnership with the TUT administration to help students make right choices and further their education in a way that honors God. In doing so we realize that we are impacting the future leaders of this nation and beyond.

Thank you very much for your time and consideration.

Sincerely yours,

THE JOURNEY CONSTITUTION

Affiliated with the International Assemblies of God (IAG).

1. INTERPRETATION

1.1. Unless inconsistent with the context the following words shall have the following meaning:

- | | |
|---------------------------------|---|
| 1.1.1 UNIVERSITY | shall mean the Tshwane University of Technology. |
| 1.1.2 YEAR | shall mean the academic year as defined in the University calendar. |
| 1.1.3 STUDENT | shall mean any bona fide full time or part time registered student of the Tshwane University of Technology. |
| 1.1.4 TERM | shall mean the academic term from February to June or July to November, inclusive. |
| 1.1.5 SRC | shall mean the Students Representative Council of the Tshwane University of Technology. |
| 1.1.6 RECOGNISED SOCIETY | shall mean a society whose constitution is recognized by the Students Representative Council as being proper for the society entitled to use the name of the University as well as the financial and/or the non-financial facilities granted by the SRC to student societies. |
| 1.1.7 THE JOURNEY | shall mean the name of the society herein constituted and affiliated to THE JOURNEY "Belong-Believe-Become" - a mission arm of the International Assemblies of God, South Africa. |

1.2. In the event of any dispute as to the meaning of any clause, section; word or words of this constitution, the decision of THE JOURNEY (as below defined), in consultation with the SRC shall be final.

2. NAME

2.1. The body hereafter referred to as THE JOURNEY is and shall be a recognized society affiliated to the SRC and shall be called THE JOURNEY.

3. OBJECTS AND FUNCTIONS

- 3.1 The Objects of THE JOURNEY shall be to:
- 3.1.1 Inject character into the future leadership of South Africa and Africa.
 - 3.1.2 Mobilize people, during their studies to effectively meet needs of society outside of the walls of the university.
 - 3.1.3 Commission and support graduate students as ambassadors of God as they take up positions of influence in the marketplace.
 - 3.1.4 Influence the university as a place of influence seeking to add value to the institution itself.

- 3.2 The Functions of THE JOURNEY shall be to:
- 3.2.1 Reach, train, and mobilize students as ambassadors of Jesus Christ as per our Statement Of Faith (Annexure A).
 - 3.2.2 Perform such duties and tasks as are deemed necessary for the proper running of the society and the fulfillment of its objects.
 - 3.2.3 Partner with individuals/organizations outside of the university in order to facilitate the accomplishment of said objectives.

4 MEMBERSHIP

- 4.1. Membership of THE JOURNEY shall be open to all students as defined in Section 1.1.3 who whole-heartedly subscribe to the doctrine stipulated in the Statement Of Faith and the doctrine, vision and core values of THE JOURNEY as determined by the committee in submission to the leadership of THE JOURNEY “Belong-Believe-Become” and the International Assemblies of God.
- 4.2. The society may at its discretion, enroll non-students as members.
- 4.3. The society will require members to register their membership with the society; such membership being registered by the committee and a record of such being kept on the database.
- 4.4. Members of THE JOURNEY are expected to attend its Annual General Meeting so as to exercise their right to determine the policy and direction of THE JOURNEY.
- 4.5. Members are expected to adhere to a standard of Biblical Holiness.
- 4.6. Members are expected to participate fully in the life of THE JOURNEY in their area of gifted ministries under the guidance of the Committee.
- 4.7. Members are expected to develop a lifestyle of relational evangelism.

5. COMMITTEE

- 5.1. The main committee of THE JOURNEY shall consist of not less than three (3) members, being a chairperson, a (recording) secretary and a treasurer. The committee will consist of no more than ten (10) members adding a vice chairperson, education officer, mission officer, recording secretary, event coordinator, media manager, etc.
- 5.2. The committee members shall all be students and shall be registered members of the International Assemblies of God.
- 5.3. THE JOURNEY may at its discretion, elect “Honorary Office Bearers” or “Patrons” who shall be non-voting members of the committee.
- 5.4. All committee members must agree to the terms and conditions stipulated in the Leadership Requirements Document, which will be compiled by the leadership of THE JOURNEY “Belong-Believe-Become” in conjunction with the International Assemblies of God.

6. ELECTION OF THE COMMITTEE

- 6.1. The committee of THE JOURNEY shall be appointed by the leadership of THE JOURNEY in conjunction with the leadership of the International Assemblies of God.

7. FUNCTIONS OF THE COMMITTEE

- 7.1. The function of the committee shall be to carry out the day to day running of THE JOURNEY and to deal with such matters as are necessary for the proper functioning of the society and the fulfillment of its Objects and Functions as outlined in Section 3.

7.1.1. Functions of the Chairperson:

- a) Preside and/or supervise all activities.
- b) Preside over all committee meetings.
- c) Provide guidance and follow-up to assure that all tasks and activities are fulfilled with excellence.
- d) The co-signatory of the structure's financial books.
- e) Present a *quarterly progress report to TUT and the IAG*.

7.1.2. Functions of the Vice Chairperson:

- a) Preside at meetings in the absence of the chairperson.
- b) Perform any other duties allocated to him/her by the committee.
- c) Assist in supervising the progress of all activities in the structure.

7.1.3. Functions of the Recording Secretary:

- a) Be responsible for the safe keeping of the records of the committee.
- b) Record attendance of members and visitors.
- c) Organise follow-up of first-time attenders.
- d) Record the minutes of all committee and general meetings.
- e) The co – signatory of the departmental financial books.
- f) Work hand in hand with the corresponding secretary.
- g) Perform any duties as may be directed by the Chairperson.
- h) Compile and present an annual report on the activities of the committee.
- i) Compile a quarterly summary report and submit to the IAG National Youth Ministries and TUT.

7.1.4. Functions of the Correspondence Secretary:

- a) Oversee the circulation of notices and agendas of meetings amongst members.
- b) Circulate all communication to the relevant structures.
- c) Obtain permission from TUT for the venues of the structure activities.
- d) Establish and maintain the communication channels in the structure.
- e) Manage all social media platforms of communication.
- f) Organize banners, t-shirts, and any other promotional material.
- g) Compliments the recording secretary.

7.1.5. Functions of the Treasurer:

- a) Keep proper records of the finances of the department.
- b) Prepare and present a financial report in every committee meeting.
- c) Prepare and present an annual financial report to the committee and the university.
- d) Disburse all finances as authorized by the committee.

- e) The co- signatory of the department's finances books.

7.1.6. Functions of the Missions Officer:

- a) Promote missions work, evangelism, and community projects in the structure.
- b) Prepare annual missions plans for the structure.
- c) Prepare and present annual missions report to the committee.
- d) Raise funds for missions and Plant to Harvest (PTH)-the missions giving arm of the National Youth Ministries (NYM) of the International Assemblies of God.
- e) Work with the National Missions Committee on the NYM of IAG in arranging home and foreign mission work.

7.1.7. Functions of the Education Officer:

- f) Plan and coordinate Bible Studies on and off campus.
- g) Encourage and assist members struggling academically in learning good study habits and seeking the proper help from professors and tutors.
- h) Plan and coordinate workshops to empower members on:
 - Leadership skills
 - Evangelism and missions trainings
 - Purity teachings and prevention of HIV/AIDS
 - Financial Management
 - Social skills development
 - And all the educational needs that may arise from time to time in relation to the vision of the ministry.

7.2. The committee may at its discretion, delegate such tasks and functions as it deems necessary, provided always that it shall retain overall responsibility for and control over such delegated tasks and functions.

8. POWERS OF CO-OPTION

- 8.1. The committee shall be empowered to co-opt members onto the committee as and when it deems necessary and proper, subject to clause 9.2 below.
- 8.2. The number of co-opted members shall at no time be greater than the number of elected members.
- 8.3. Co-opted members of the committee shall be full voting members thereof.

9. RESIGNATION FROM THE COMMITTEE

- 9.1. *In the event of a resignation from the committee before 1 June the committee may, at its discretion, co-opt a member, subject to section 8 above or appoint a new member in terms of Section 5 and 6 above, with the necessary changes having been made.*
- 9.2. *In the event of a resignation from the committee after 1 June the committee shall, subject to section 8 above, co-opt a member, or where section 8 renders cooption unconstitutional, the position shall remain vacant until the next AGM.*

10. MEETINGS

- 10.1. The Annual general Meeting shall be held once a year.

- 10.2. Notice for the AGM shall be forty-eight (48) hours.
- 10.3. The committee may call an ordinary meeting as and when it deems necessary.
- 10.4. The notice for an ordinary general meeting shall be forty-eight (48) hours.
- 10.5. Meetings of the committee shall be held as and when the committee deems necessary but not less than once a month.
- 10.6. The quorum for general meetings shall be not less than one third of the registered members and not less than three (3) committee members.
- 10.7. The quorum for committee meetings shall be not less than three (3) members.

11. FINANCES

- 11.1. The committee may apply to the SRC for an annual grant commensurate with the proposed expenditure for its term of office.
- 11.2. The committee shall be empowered to raise funds and make charges as and when it deems necessary.
- 11.3. The finances of the society shall be directed by the committee in conjunction with the leadership of THE JOURNEY “Belong-Believe-Become” and the International Assemblies of God and kept in proper order by the treasurer, who shall be responsible for the records pertaining to all funds of the society.

12. AMENDMENTS

- 12.1. All amendments to this constitution shall require a two-thirds majority of members present and voting at a general meeting called for the purpose of amending the constitution.
- 12.2. All amendments passed at such a meeting shall be subject to ratification by the International Assemblies of God and the SRC.
- 12.3. Notice of not less than seventy-two (72) hours shall be given of a meeting called for the purpose of amending the constitution.

13. DISSOLUTION

- 13.1. If upon dissolution of THE JOURNEY there remains, after satisfaction of all its debts and liabilities, any property whatsoever, the same shall not be sold or distributed among the members of the said Society, but shall be given or transferred to a Society of like faith. The object of the said Society must be to spread the Truth of God’s Word and will be determined by the members of THE JOURNEY at or before the time of dissolution, and in default thereof, by the Overseers of THE JOURNEY “Belong-Believe-Become” and the International Assemblies of God.

14. INDEMNITY STATEMENT

- 14.1. Subject to the provisions of any relevant statute, THE JOURNEY shall indemnify the Committee for all acts done in good faith on its behalf. It shall be the duty of THE JOURNEY to pay all costs incurred whilst a

committee member acted legitimately and in good faith on behalf of THE JOURNEY in terms of a contract or in the exercise of normal duties.

15. GENERAL

- 15.1. THE JOURNEY shall at all times be subject to the powers and jurisdiction of THE JOURNEY “Belong-Believe-Become” and the International Assemblies of God, and in matters pertaining to protocol of the Tshwane University of Technology, to the SRC.
- 15.2. THE JOURNEY shall, subject to ratification by the International Assemblies of God and the SRC, be empowered to affiliate to such bodies as is deemed necessary for its proper functioning.

ANNEXURE A

VISION

We are a Spirit-empowered, diverse community of believers on university campuses, declaring in word and lifestyle our faith in Jesus Christ, equipped to fulfill our purpose in God's global plan.

MISSION

Our mission is to reconcile students to Christ, equipping them through spirit-filled communities of prayer, worship, fellowship, discipleship and mission to transform the university, the marketplace and the world.

We seek to help students on their journey to an authentic relationship with Jesus Christ through the 5-fold approach of:

1. Prayer...Communication with God.
2. Worship...Expressions of thanks through word, music, and service.
3. Fellowship...Community of students developing quality relationships.
4. Discipleship...Learning about Jesus and following His example.
5. Mission...Living a life that reflects our relationship with God in what we say and do.

PURPOSE

Life is not a journey to a destination but a journey to transformation.

Our purpose is to lead students to:

BELONG...to a community of believers

BELIEVE...in Jesus Christ as Lord and Saviour

BECOME...a disciple of Christ

ANNEXURE B CORE VALUES

These core values represent The Journey's most deeply held beliefs. They serve to guide our decisions, our leadership practices, and our community life. All our organizational actions will reflect these core values.

1Community

Community is a covenantal value shaping our mission to the university, and our priority to come together for biblically commanded action. The salvation of Jesus offers the forgiveness of sins and the incorporation into the people of God. As a collegiate community we are to be "salt and light" showing to the world what it means to authentically love God and one's neighbor.

2Creativity

God is first revealed in Scripture as a creative God. We are committed to achieving commitment that appreciates the proven with an adaptive open eye to what He has in store today and beyond. His Spirit will release to us new ways, ideas, and plans.

3Diversity

A diverse community reflects a reconciliation of students to Jesus across all campus demographics. Each student possesses unique gifts, and we seek to encourage their full implementation in the community. We also accept diverse methods and approaches to ministry. We celebrate these unique ministry expressions as the demonstration of what God is doing on our campuses and encourage their effective application.

4Excellence

Striking performance, exceptional virtue, and continuous improvement exemplify excellence. Excellence goes the "second mile" by doing the best possible job. It calls out of us far more than we can possibly imagine. Excellence guides how we make significant choices. It causes us to discover our true God-given capabilities. Excellence depicts our approach to leadership, work, organization, and our life together.

5Integrity

Integrity describes the state of sound moral uprightness. It is characterized by honesty, truthfulness, respect, and sincerity. Integrity in its simplest biblical definition means wholeness or completeness. Integrity invites oneself into a partnership with the Holy Spirit. This fosters an atmosphere of credibility and plausibility among those to whom we minister and within our communities on campus. Integrity promotes long-term success.

6Servant-Leadership

Servant-leadership is a practice that places the good of those led and their progressive maturity over the self-interest of the leader. It shares power and status for the sake of the common good of each individual and the community. Its chief motive is to serve-first, as opposed to lead-first. The final goal is to empower others to become servants themselves.

ANNEXURE C

STATEMENT OF FAITH

This Statement of Faith is intended simply as a basis for belief, fellowship, and cooperation among us.

1. The Scriptures Inspired

The Scriptures, both the Old and New Testaments, are verbally inspired of God and are the revelation of God to man, the infallible, authoritative rule of faith and conduct (2 Timothy 3:15-17; 1 Thessalonians 2:13; 2 Peter 1:21).

2. The One True God

The one true God has revealed Himself as the eternally self-existent "I AM," the Creator of heaven and earth and the Redeemer of mankind. He has further revealed Himself as embodying the principles of relationship and association as Father, Son and Holy Spirit (Deuteronomy 6:4; Isaiah 43:10,11; Matthew 28:19; Luke 3:22).

The Adorable Godhead

a. Terms Defined

The terms "Trinity" and "persons" as related to the Godhead, while not found in the Scriptures, are words in harmony with Scripture, whereby we may convey to others our immediate understanding of the doctrine of Christ respecting the Being of God, as distinguished from "gods many and lords many." We therefore may speak with propriety of the Lord our God who is One Lord, as a trinity or as one Being of three persons, and still be absolutely scriptural (Matthew 28:19; 2 Corinthians 13:14; John 14:16-17).

b. Distinction and Relationship in the Godhead

Christ taught a distinction of Persons in the Godhead which He expressed in specific terms of relationship, as Father, Son, and Holy Spirit, but that this distinction and relationship, as to its mode is inscrutable and incomprehensible, because unexplained (Luke 1:35; 1 Corinthians 1:24; Matthew 11:25-27; Matthew 28:19; 2 Corinthians 13:14; 1 John 1:3-4).

c. Unity of the One Being of Father, Son and Holy Spirit

Accordingly, therefore, there is that in the Father which constitutes him the Father and not the Son; there is that in the Son which constitutes Him the Son and not the Father; and there is that in the Holy Spirit which constitutes Him the Holy Spirit and not either the Father or the Son. Wherefore the Father is the Begetter, the Son is the Begotten, and the Holy Spirit is the one proceeding from the Father and the Son. Therefore, because these three persons in the Godhead are in a state of unity, there is but one Lord God Almighty and His name one (John 1:18; 15:26; 17:11; 17:21; Zechariah 14:9).

d. Identity and Cooperation in the Godhead

The Father, the Son and the Holy Spirit are never identical as to Person; nor confused as to relation; nor divided in respect to the Godhead; nor opposed as to cooperation. The Son is in the Father and the Father is in the Son as to relationship. The Son is with the Father and the Father is with the Son, as to fellowship. The Father is not from the Son, but the Son is from the Father, as to authority. The Holy Spirit is from the Father and the Son proceeding, as to nature, relationship, cooperation and authority. Hence, neither Person in the Godhead either exists or works separately or independently of the others (John 5:17-30; 5:32; 5:37; 8:17, 18).

e. The Title, Lord Jesus Christ

The appellation, "Lord Jesus Christ," is a proper name. It is never applied in the New Testament, either to the Father or to the Holy Spirit. It therefore belongs exclusively to the Son of God (Romans 1:1-3; 2 John 1:3).

f. The Lord Jesus Christ, God with Us

The Lord Jesus Christ, as to His divine and eternal nature, is the proper and only Begotten of the Father, but as to His human nature, He is the proper Son of Man. He is therefore, acknowledged to be both God and man; who because He is God and man is "Immanuel," God with us (Matthew 1:23; 1 John 4:2; 4:10; 4:14; Revelation 1:13; 1:17).

g. The Title, Son of God

Since the name "Immanuel" embraces both God and man in the one Person, our Lord Jesus Christ, it follows that the title, Son of God, describes His proper deity, and the title, Son of Man, His proper humanity. Therefore, the title Son of God, belongs to the order of eternity, and the title, Son of Man, to the order of time (Matthew 1:21-23; 2 John 1:3; 1 John 3:8; Hebrews 7:3; Hebrews 1:1-13).

h. Transgression of the Doctrine of Christ

Wherefore, it is a transgression of the Doctrine of Christ to say that Jesus Christ derived the title, Son of God, solely from the fact of the incarnation, or because of His relation to the economy of redemption. Therefore, to deny that the Father is a real and eternal Father, and that the Son is a real and eternal Son, is a denial of the distinction and relationship in the Being of God; a denial of the Father, and the Son; and a displacement of the truth that Jesus Christ is come in the flesh (2 John 1:9; John 1:1,2, 14, 18, 29, 49; 1 John 2:22, 23; 4:1-5; Hebrews 12:2).

i. Exaltation of Jesus Christ as Lord

The Son of God, our Lord Jesus Christ, having by Himself purged our sins, sat down on the right hand of the Majesty on high; angels and principalities and powers having been made subject unto Him. And having been made both Lord and Christ, He sent the Holy Spirit that we, in the name of Jesus, might bow our knees and confess that Jesus Christ is Lord to the glory of God the Father until the end, when the Son shall become subject to the Father that God may be all in all (Hebrews 1:3; 1 Peter 3:22; Acts 2:32-36; Romans 14:11; 1 Corinthians 15:24-28)

j. Equal Honor to the Father and to the Son

Wherefore, since the Father has delivered all judgment unto the Son, it is not only the express duty of all in heaven and on earth to bow the knee, but it is an unspeakable joy in the Holy Spirit to ascribe unto the Son all the attributes of Deity, and to give Him all honor and the glory contained in all the names and titles of the Godhead except those which express relationship (see Distinction and Relationship in the Godhead, Unity of the One Being of Father, Son and Holy Spirit, and Identity and Cooperation in the Godhead) and thus honor the Son even as we honor the Father (John 5:22,23; 1 Peter 1:8; Revelation 5:6-14; 7:9-10; 4:8-11; Philippians 2:8,9).

3. The Deity of the Lord Jesus Christ

The Lord Jesus Christ is the eternal Son of God. The Scriptures declare:

- His virgin birth (Matthew 1:23; Luke 1:31, 35),
- His sinless life (Hebrews 7:26; 1 Peter 2:22),
- His miracles (Acts 2:22; 10:38),
- His substitutionary work on the cross (1 Corinthians 15:3; 2 Corinthians 5:21),
- His bodily resurrection from the dead (Matthew 28:6; Luke 24:39; 1 Corinthians 15:4),
- His exaltation to the right hand of God (Acts 1:9, 11; 2:33; Philippians 2:9-11; Hebrews 1:3).

4. The Fall of Man

Man was created good and upright; for God said, "Let us make man in our own image, after our likeness." However, man by voluntary transgression fell and thereby incurred not only physical death but also spiritual death, which is separation from God (Genesis 1:26,27; 2:17; 3:6; Romans 5:12-19).

5. The Salvation of Man

Man's only hope of redemption is through the shed blood of Jesus Christ the Son of God.

Conditions to Salvation

Salvation is received through repentance toward God and faith toward the Lord Jesus Christ. By the washing of regeneration and renewing of the Holy Spirit, being justified by grace through faith, man becomes an heir of God, according to the hope of eternal life (Luke 24:47; John 3:3; Romans 10:13-15; Ephesians 2:8; Titus 2:11; Titus 3:5-7).

The Evidence of Salvation

- The inward evidence of salvation is the direct witness of the Spirit (Romans 8:16).
- The outward evidence to all men is a life of righteousness and true holiness (Ephesians 4:24; Titus 2:12).

6. The Ordinances of the Church

1) *Baptism in Water*

The ordinance of baptism by immersion is commanded by the Scriptures. All who repent and believe on Christ as Saviour and Lord are to be baptized. Thus they declare to the world that they have died with Christ and that they also have been raised with Him to walk in newness of life (Matthew 28:19; Mark 16:16; Acts 10:47,48; Romans 6:4).

2) *Holy Communion*

The Lord's Supper, consisting of the elements --bread and the fruit of the vine-- is the symbol expressing our sharing the divine nature of our Lord Jesus Christ (2 Peter 1:4), a memorial of his suffering and death (1 Corinthians 11:26), and a prophecy of His second coming (1 Corinthians 11:26), and is enjoined on all believers "till He come!"

7. The Baptism in the Holy Spirit

All believers are entitled to and should ardently expect and earnestly seek the promise of the Father, the baptism in the Holy Spirit and fire, according to the command of our Lord Jesus Christ. This was the normal experience of all in the early Christian Church. With it comes the enduement of power for life and service, the bestowment of the gifts and their uses in the work of the ministry (Luke 24:49; Acts 1:4, 8; 1 Corinthians 12:1-31).

This experience is distinct from and subsequent to the experience of the new birth (Acts 8:12-17; 10:44-46; 11:14-16; 15:7-9).

With the baptism in the Holy Spirit come such experiences as:

- an overflowing fullness of the Spirit, John 7:37-39, Acts 4:8
- a deepened reverence for God, Acts 2:43, Hebrews 12:28
- an intensified consecration to God and dedication to His work, Acts 2:42
- and a more active love for Christ, for His Word and for the lost, Mark 16:20

8. The Initial Physical Evidence of the Baptism in the Holy Spirit

The baptism of believers in the Holy Spirit is witnessed by the initial physical sign of speaking with other tongues as the Spirit of God gives them utterance (Acts 2:4).

The speaking in tongues in this instance is the same in essence as the gift of tongues, but is different in purpose and use (1 Corinthians 12:4-10, 28).

9. Sanctification

Sanctification is an act of separation from that which is evil, and of dedication unto God (Romans 12:1,2; 1 Thessalonians 5:23; Hebrews 13:12).

The Scriptures teach a life of "holiness without which no man shall see the Lord" (Hebrews 12:14).

By the power of the Holy Spirit we are able to obey the command: "Be ye holy, for I am holy" (1 Peter 1:15,16).

Sanctification is realized in the believer by recognizing his identification with Christ in His death and resurrection, and by the faith reckoning daily upon the fact of that union, and by offering every faculty continually to the dominion of the Holy Spirit (Romans 6:1-11; 6:13; 8:1,2; 8:13; Galatians 2:20; Philippians 2:12,13; 1 Peter 1:5).

10. The Church and its Mission

The Church is the Body of Christ, the habitation of God through the Spirit, with divine appointments for the fulfillment of her great commission. Each believer, born of the Spirit, is an integral part of the General Assembly and Church of the Firstborn, which are written in heaven (Ephesians 1:22,23; 2:22; Hebrews 12:23).

Since God's purpose concerning man is to seek and to save that which is lost, to be worshipped by man, to build a body of believers in the image of His Son, and to demonstrate His love and compassion for all the world, the priority reason for being of the Assemblies of God as part of the Church is:

1. To be an agency of God for evangelizing the world.
 - Acts 1:8; Matthew 28:19,20; Mark 16:15,16
2. To be a corporate body in which man may worship God.
 - 1 Corinthians 12:13
3. To be a channel of God's purpose to build a body of saints being perfected in the image of His Son.
 - Ephesians 4:11-16; 1 Corinthians 12:28; 14:12
4. To be a people who demonstrate God's love and compassion for all the world.
 - Psalms 112:9; Galatians 2:10; 6:10; James 1:27

The International Assemblies of God exists expressly to give continuing emphasis to this reason for being in the New Testament apostolic pattern by teaching and encouraging believers to be baptized in the Holy Spirit. This experience:

1. Enables them to evangelize in the power of the Spirit with accompanying supernatural signs.
 - Mark 16:15-20; Acts 4:29-31; Hebrews 2:3,4
2. Adds a necessary dimension to worshipful relationship with God.
 - 1 Corinthians 2:10-16; 1 Corinthians 12-14

3. Enables them to respond to the full working of the Holy Spirit in expression of fruit and gifts and ministries as in New Testament times for the edifying of the body of Christ and care for the poor and needy of the world.
 - Galatians 5:22-26; Matthew 25:37-40; Galatians 6:10; 1 Corinthians 14:12; Ephesians 4:11,12; 1 Corinthians 12:28 ; Colossians 1:29

11. The Ministry

A divinely called and scripturally ordained ministry has been provided by our Lord for the fourfold purpose of leading the Church in:

- Evangelization of the world (Mark 16:15-20)
- Worship of God (John 4:23,24)
- Building a body of saints being perfected in the image of His Son (Ephesians 4:11-16)
- Meeting human need with ministries of love and compassion (Psalms 112:9; Galatians 2:10; 6:10; James 1:27)

12. Divine Healing

Divine healing is an integral part of the gospel. Deliverance from sickness is provided for in the atonement, and is the privilege of all believers (Isaiah 53:4,5; Matthew 8:16,17; James 5:14-16).

13. The Blessed Hope

The resurrection of those who have fallen asleep in Christ and their translation together with those who are alive and remain unto the coming of the Lord is the imminent and blessed hope of the church (1 Thessalonians 4:16,17; Romans 8:23; Titus 2:13; 1 Corinthians 15:51,52).

14. The Millennial Reign of Christ

The second coming of Christ includes the rapture of the saints, which is our blessed hope, followed by the visible return of Christ with His saints to reign on earth for one thousand years (Zechariah 14:5; Matthew 24:27; 24:30; Revelation 1:7; 19:11-14; 20:1-6).

This millennial reign will bring the salvation of national Israel (Ezekiel 37:21,22; Zephaniah 3:19,20; Romans 11:26,27), and the establishment of universal peace (Isaiah 11:6-9; Psalms 72:3-8; Micah 4:3,4).

15. The Final Judgment

There will be a final judgment in which the wicked dead will be raised and judged according to their works. Whosoever is not found written in the Book of Life, together with the devil and his angels, the beast and the false prophet, will be consigned to the everlasting punishment in the lake which burneth with fire and brimstone, which

is the second death (Matthew 25:46; Mark 9:43-48; Revelation 19:20; 20:11-15; 21:8).

16. The New Heavens and the New Earth

"We, according to His promise, look for new heavens and a new earth wherein dwelleth righteousness" (2 Peter 3:13; Revelation 21, 22).

Campus Prayerwalking

Excerpted from Campus Prayerwalking: Forerunner to the Miraculous!*

By Ty Silva, Asia Pacific Campus Challenge Coordinator

Prayerwalking Defined

Prayerwalking involves taking our prayers to the very places where we desire to see God's presence manifested and our prayers answered. Prayerwalking is the powerful dynamic of praying on-site with His sight.

Prayerwalking uses the sights, sounds, even smells to engage both body and mind in the ministry of prayer.

Biblical Examples

Joshua and Caleb walked throughout the Promised Land with a desire to see it as God saw it. They walked in godly vision. In identifying enemy powers, do so in the context of the vastly superior power of God. We need to be aware of the enemy BUT in awe of God -- seeing things as they really are not as they appear to be (II Corinthians 4:18). There were giants in the land and cities with great walls, but Joshua and Caleb believed that "(God) will lead us into that land... we will swallow them up. Their protection is gone, but the Lord is with us." (Numbers 14: 8b, 9b)

In Nehemiah we see a person with a God-given burden and a sensitive heart. Before Nehemiah ever set foot in Jerusalem, the Scripture tells us he wept, mourned, fasted and prayed for the city (Nehemiah 1:4). When he finally arrived, his eyes saw the rubble, the burned city gates, as had others before him. However, when a person with a God-given burden and a God-sensitive heart saw them, things changed!

Attitudes of Prayerwalking

First of all, realize that we prayerwalk before the throne in an attitude of worship. Exalting Jesus, magnifying God from the very place(s) where we stand. Worship fosters faith inside us because worship focuses on the character of God. Three elements that should be a part of our prayerwalking worship experience are, (1) thanksgiving, (2) praise and worship, and (3) repentance. Thanksgiving is how the psalmist says we are to enter God's presence (Psalm 100:1). When we exalt in our Lord and lift Him up, Jesus is lifted up (John 12:32). Demons tremble at His name! (James 2:19)

Like Isaiah, as we truly see God for who He is, our response is one of unworthiness, a broken and contrite heart before God. God will not turn away from a broken and contrite heart (Psalm 51:17). We cannot repent for others, but Daniel and many others expressed a humble attitude of repentance before God on behalf of the people (Daniel 9:2-19). Second, we prayerwalk amidst the evil powers with prayers of warfare. All people belong to the kingdom of Satan until God sets them free. We need to understand that the enemy has blinded the minds of people, so they are not

able to see the light of the gospel (2 Corinthians 4:4). Jesus is the light of the world and has defeated Satan. (1 John 3:8)

Third, we prayerwalk throughout the community of people with prayers of blessing. We can pray blessings of peace upon families, dorms, offices, etc. We can pray prayers that welcome Jesus to our campus/city in all His love, forgiveness, healing and cleansing. We can pray that God would be honored, adored, lifted up, revealed and praised by name among the people of the community. Pastor Jack Hayford prayed this prayer of blessing for Los Angeles: "Now Lord, we are the seed of Abraham and we speak blessing upon the people of this community. Let your salvation, healing, deliverance and reconciliation settle over this community."

Sources of Insight for Prayerwalking

We can get insights for prayerwalking through impressions that come by way of our natural senses. The Holy Spirit will use sights, sounds, and smells to flood your awareness and prayers with significance. As you prayerwalk look for signs, posters, graffiti, carvings, statues, buildings, etc. that give you ideas of things for which to pray. We can receive further prayerwalking insights through investigation and research. Use a spiritual mapping guide that lists thought-provoking questions about your city's secular history, its religious and Christian history, and also your city's demographic layout.

We can also gather prayerwalking insights through things the Spirit of God divinely reveals to us by inspiration. That is, God's Spirit giving information that only He could reveal. One of the gifts of the Spirit is the word of knowledge (1 Corinthians 12:8). A complimenting gift is a word of wisdom, which can give you guidance in how to respond to a divine insight. Walk sensitively!

Four Aids to Effective Prayerwalking

First, pray scripture. Carry a copy of God's Word with you as you prayerwalk. Read it out loud. You can take turns, one reading a verse and the other praying based on the content of that verse. Then proceed on to the next verse and so on. Base your petitions and praise on selected passages, i.e. Paul's prayers, etc.

Second, pray in obedience to the Spirit's leading. Learn to recognize and respond to His voice as you prayer walk. God's Spirit may even direct you with ideas of prayer gestures, i.e. kneeling down, joining hands in unity, etc. Be obedient.

Third, focus on Jesus and the power of the Holy Spirit. It is most strategic to lift up Jesus for He said, "As I am lifted up I will draw all ... to me." (John 12:32)

Fourth, don't quit your prayerwalking effort too quickly. Persevere in prayer! The Scripture makes it clear that Satan was defeated at the cross (1 John 3:8; Hebrews 2:14-15). We must press the battle until we see in the physical realm what God has shown us to be His desire in the spiritual realm.

Preparation for Prayerwalking

In your preparation to conduct a prayerwalk, there are four bases you need to cover. The first is to be sent by God. Ask God to open a door of opportunity for you to involve yourself in a prayerwalking adventure.

You also need to seek Him for a fresh cleansing and covering in your personal life. Any servant of Jesus who poses a serious threat to the powers of hell will be targeted and will encounter resistance. The believer must stand guard through prayer, praying over himself/herself, family, church, and work of the Lord. One lady prayed, "Protect us from dangers and enemies, seen and unseen."

Next, seek God's guidance on where you should walk and what you should pray for. Be reminded that God's heart is filled with a deep love and an intimate knowledge of the things you will pray for, whether they are known or unknown to you. As you seek Him, He will guide your steps and direct your prayers.

Last, plan your walk. Give some thought to organizing your effort. What prayerwalking routes will be covered? Will your prayerwalking time be focused around a special event? Will you be breaking a large group up into smaller prayer triplets? Do you want every group to use a predetermined scripture passage(s) for the prayerwalking time? Etc.

Benefits of Prayerwalking

One of the awesome things that happens in the hearts of those who consistently prayerwalk their campus or community is that they find their heart becomes committed to the places for which they have prayed. Doesn't it make perfect sense: A Spirit-tenderized heart, sensitized to a Spirit-directed need, results in Spirit-filled acts of compassion.

Conclusion

Prayer is "front-line" warfare. It is the ultimate weapon in our "struggle ... against the rulers, against the authorities, against the powers of this dark world and against the spiritual forces of evil in high places." (Ephesians 6:10)

Richard Trench, archbishop of Dublin, was reportedly confronted by a skeptic who questioned his testimonies of answered prayer. "Your answers to prayer are just coincidence!" Trench responded, "That may be. I only know this: the more I pray, the more 'coincidence' I have, and the less I pray, the less 'coincidence' I experience!"

It has been said, "When man works, man works; but when man prays, GOD works."

*The full text of Campus Prayerwalking: Forerunner to the Miraculous! is available from Asia Pacific Campus Challenge (APCC). In Campus Prayerwalking Silva has written to assist Christian students and other believers in prayer mobilization onto the secular campuses. In it you will find biblical principles for effective prayerwalking, as well as modern-day examples of how to apply these truths on your campus today.

Discovery Bible Study

(Relevant for Christ Ambassadors & The Journey Bible Studies)

You are about to embark on a great adventure! Whether you are in a small group of 3 or 4, or a Core Group, this tool will help you and your friends discover more of who God is through understanding the Bible. The Discovery Bible Study method is not like other Bible studies. There is no lesson to prepare, nor specific text questions. The outline given below is the only tool you need to facilitate a great discussion! Below is a detailed explanation of the outline, followed by a skeleton outline that you can print off and put in your Bible.

The Discovery Bible Study is best done in a group of three or more. The goal of the Discovery Bible Study is not to conduct a one-way Bible lesson, but instead to show students how they can learn from and make sense of Scripture and to introduce them to different Christian disciplines, such as worship, prayer, community, service, and accountability. This makes DBS great for seekers, international students, as well as mature believers. Because content is driven by questions and conversation, there is no limit to the depth of learning and application a group can experience.

Connect

The first portion of the DBS should be focused on your relationships with members of the group. First, ask everyone to share two things: **one thing they are thankful for this week, and one thing that has been difficult or stressful this week.** This creates a basis for worship and praise, and for leaning on one another as a community. Optionally, ask the group how they have applied last week's lesson and with whom they shared. This introduces **accountability** to the group.

Discover

Now turn to the passage for the week. The passage could be as short as a few verses, or as long as a story that covers several chapters. It is important to make sure everyone has a Bible, so bring a few extra in case. **First**, ask one student to read the passage aloud. **Next**, have another student read the passage aloud while the other students listen with Bibles closed. **Last**, have another student retell the story in their own words. **After the retelling**, ask the group if anyone has anything to add, or if anyone saw something different in the passage.

Next, guide discussion with four basic questions:

1. What does this passage tell us about God?
2. What does this passage tell us about people?
3. What does this passage tell us about the relationship between God and people?
4. What other questions do you have about the passage?

During discussion, keep the following ground rules in place:

1. **Keep discussion to the passage.** It is especially important to reign in students who have more Bible knowledge and may be prone to drawing connections with passages that are unfamiliar to others in the group.
2. **Don't teach, facilitate conversation through questions.** If a student makes a questionable comment, rather than correcting, ask, "Can you show me where in the passage you see that?" Or ask, "What does everyone else think about that idea?" Allow the group to self-edit.
3. **Keep to the time allotted and redirect tangents.**

Apply

It is important to always end discussion with an application question. Have each person in the group answer the following question: "If this passage is true, how should it change how you live this week?" Students respond with: "I will...". This teaches the importance of obedience to God's word. By asking, "If this passage is true...", you empower the student to obey even if they aren't a Christian yet.

Finally, have students identify people they can share the passage with this next week. This teaches students the importance of sharing God's word with other people, and can give them practice doing evangelism before they even become Christians!

Serve

In closing, return to the needs shared at the beginning of the study and discuss how as a group you can help one another this week.

Prayer

Close the study with prayer. This should not always be done by the facilitator.

Discovery Bible Study Outline

Connect

1. What is one thing they are thankful for this week?
2. What is one thing that has been difficult or stressful this week?

Discover

Read the Story

1. Ask one student to read the passage aloud.
2. Read the passage aloud while the other students listen with Bibles closed.
3. Have another student retell the story in their own words.
4. Ask the group if anyone has anything to add, or if anyone saw something different in the passage.

Discuss

1. What does this passage tell us about God?
2. What does this passage tell us about people?
3. What does this passage tell us about the relationship between God and people?

Apply

- Have each student share a "I will..." statement.
- Have each student identify who they will share the passage with this next week.

Serve

- Return to the needs shared at the beginning of the study and discuss how as a group you can help one another this week.

Prayer

- Close the study with prayer.

DISCOVERY BIBLE STUDY

Here are some Scripture Passages to get you started from Creation to Christ:

Genesis 1:1-25	The Creation Story: God Created the World
Genesis 2:4-24	The Creation Story: The Creation of Man
Genesis 3:1-13	The Fall: The First Sin and Judgment
Genesis 3:14-24	The Fall: Judgment of a Sinful World
Genesis 6:1-9:17	The Fall: The Flood
Genesis 12:1-8, 15:1-6	Redemption: God's Promise to Abram
Genesis 22:1-19	Redemption: Abraham offers Isaac as a Sacrifice
Exodus 12:1-28	Redemption: The Promise of Passover
Exodus 20:1-21	Redemption: The Ten Commandments
Leviticus 4:1-35	Redemption: The Sacrificial System
Isaiah 53	Redemption: Isaiah Foreshadows the Coming Promise
Luke 1:26-38, 2:1-20	Redemption: The Birth of Jesus
Matthew 3; John 1:29-34	Redemption: Jesus is Baptized
Matthew 4:1-11	Redemption: The Temptation of Christ
John 3:1-21	Redemption: Jesus and Nicodemus
John 4:1-26, 39-42	Redemption: Jesus and the Woman at the Well
Luke 5:17-26	Redemption: Jesus Forgives and Heals
Mark 4:35-41	Redemption: Jesus Calms the Storm
Mark 5:1-20	Redemption: Jesus Casts Out Evil Spirits
John 11:1-44	Redemption: Jesus Raises Lazarus from the Dead
Matthew 26:26-30	Redemption: The First Lord's Supper
John 18:1-19:16	Redemption: Jesus is Betrayed and Condemned
Luke 23:32-56	Redemption: Jesus is Crucified
Luke 24:1-35	Redemption: Jesus Conquers Death
Luke 24:36-53	Redemption: Jesus Appears and Ascends
John 3:1-21	Redemption: We Have a Choice